

SPRINGHILL SUITES - GEN 4.5

Marriott Global Design Standards
National Program Guide
April 2023

SPRINGHILL SUITES®

MARRIOTT



*American
Standard*

DXXV

GROHE

INAX

PART OF LIXIL

*American
Standard*

DXXV



INAX

PART OF **LIXIL**



ENERGY CONSERVATION ENERGY CREATION

Mega-solar power plant at the **LIXIL** Chita Plant in Japan

LIXIL is the most **comprehensive global company in the housing and building industry**. We provide **human-centric innovations** that **enhance** people's living space. From **sanitary fixtures** and **fittings** to a **full line-up** of materials for **residential and commercial**. We bring to market **beautiful design, reliable quality, innovation, environmentally-friendly products** with a **responsible approach to business and the planet**.

LIXIL Link to
Good Living

SPRINGHILL SUITES - GEN 4.5

Marriott Global Design Standards

April 2023

SPRINGHILL SUITES®

MARRIOTT

SHOWER ONLY (STANDARD LAYOUT 1)

	SKU No.	P-Number	Color/Finish
	2064101.002	PL-201-LI_SNK-04 PL-201-LI_SNK-05	Polished chrome
	List	Net	Quantity 1
   	American Standard Single Control Lavatory Faucet		
	Collection	SERIN	
	Flow Rate	4.5 LPM (1.2 GPM) maximum flowrate	
	Faucet Flow Control	Pressure compensating aerator	
	Operation	Manual	
	Number of Handles	Single handle	
	Faucet Type	Lavatory faucet	
	Color / Finish	Polished chrome	
	ADA	ANSI A117.1 compliant	
	 	SKU No.	P-Number
9482000.020		PL-106-LI_SNK-04	White
List		Net	Quantity 1
American Standard Ovalyn Universal Access™ Undercounter Sink Vitreous China			
Basin Type	Lavatory		
Material	Vitreous china		
Color / Finish	White		
Mounting	Counter mounted		

American Standard

DXXV

GROHE

INAX

SPRINGHILL SUITES - GEN 4.5

Marriott Global Design Standards

April 2023

SPRINGHILL SUITES®

MARRIOTT

SHOWER ONLY (STANDARD LAYOUT 1)

 	SKU No. 0614000.020	P-Number PL-106-LI_SNK-04	Color/Finish White finish	
	List	Net	Quantity 1	Total
	American Standard Studio Undercounter Sink Collection STUDIO Basin Type Lavatory Material Vitreous china Color / Finish White finish Mounting Counter mounted ADA ANSI A117.1 compliant			
 	SKU No. 0611100.020	P-Number PL-107-LI_SNK-05	Color/Finish White	
	List	Net	Quantity 1	Total
	American Standard Cornice Pedestal Sink Basin Type Lavatory Material Vitreous china Color / Finish White Centerset Single hole centerset Mounting Pedestal			






American
Standard

DXV

GROHE

INAX

SHOWER ONLY (STANDARD LAYOUT 1)

	<p>SKU No. 9038074.002</p>	<p>P-Number Not on Spec</p>	<p>Color/Finish Polished chrome</p>
	<p>List</p>	<p>Net</p>	<p>Quantity 1</p>
   	<p>American Standard Spectra+™ 4-Function Showerhead</p> <p>Compliances and Certifications ASME A112.18.1, CSA B125.1</p> <p>Color / Finish Polished chrome</p> <p>Flow Control Device Provides consistent flow over a wide pressure range</p> <p>Flow Rate 1.8 GPM (6.8 LPM) showerhead flowrate</p> <p>Function 4-Function (Drench to Sensitive to Jet to Massage)</p> <p>Installation Installed on shower arm</p> <p>Manufacturer American Standard</p> <p>Model Type Showerhead</p> <p>Shower Head Type Residential</p> <p>Spray Allows the user to select the type of spray best suited to their needs</p> <p>EPA WaterSense EPA WaterSense® compliant</p>		
	<p>SKU No. 1660241.002</p>	<p>P-Number PL-803-LI_SHR-01 PL-803-LI_SHR-02</p>	<p>Color/Finish Polished chrome</p>
	<p>List</p>	<p>Net</p>	<p>Quantity 1</p>
	<p>American Standard Modern Shower Arm</p> <p>Connection 13 mm (1/2") NPT Thread</p> <p>Color / Finish Polished chrome</p> <p>Fixture Type Shower Arm</p> <p>Manufacturer American Standard</p> <p>Material Brass construction</p> <p>Model Type Modern</p> <p>Mounting Wall-hung</p> <p>Size 140 mm (5-1/2")</p>		








SPRINGHILL SUITES - GEN 4.5

Marriott Global Design Standards

April 2023

SPRINGHILL SUITES®
MARRIOTT

SHOWER ONLY (STANDARD LAYOUT 1)

 	SKU No. TU064500.002	P-Number PL-803-LI_SHR-01	Color/Finish Polished chrome	
	List	Net	Quantity 1	Total
	American Standard Serin® Water-Saving Pressure Balance Bath/Shower Trim Kit Type Trim valve only Suggested Rough Valve For use with Flash™ rough valve Bodies Color / Finish Polished chrome			
	SKU No. RU101SS	P-Number PL-803-LI_SHR-01	Color/Finish	
	List	Net	Quantity 1	Total
	American Standard Flash™ Rough Valve Bodies Series FLASH™ Model Type Pressure Balance rough valve body only, less trim Compliance and Certifications ASSE 1016, ASME A112.18.1016, CSA B125.16, ASME A112.18.1, CSA B125.1			
 	SKU No. TU064740.002	P-Number PL-803-LI_SHR-02	Color/Finish Polished chrome	
	List	Net	Quantity 1	Total
	American Standard Serin® Flash™ 2-Handle Integrated Diverter Pressure Balance Valve Trim Kit Type Two-Handle Thermostat Trim kit with separate volume control Suggested Rough Valve RU521, RU531 Color / Finish Polished chrome			

American
Standard

DXV

GROHE

INAX

SPRINGHILL SUITES - GEN 4.5


Marriott Global Design Standards

April 2023

SPRINGHILL SUITES®

MARRIOTT

SHOWER ONLY (STANDARD LAYOUT 1)



SKU No.	P-Number	Color/Finish	
RU521	PL-803-LI_SHR-02		
List	Net	Quantity	Total
		1	
American Standard Flash Two-Handle Pressure Balance Rough Valve With Built-In 2-Way Diverter			
Model Type	Pressure Balance valve		



SKU No.	P-Number	Color/Finish	
215CA104.020	PL-301-LI_WCL-01; PL-302-LI_WCL-01	White	
List	Net	Quantity	Total
		1	
American Standard Cadet® Pro™ Elongated Toilet			
Collection	CADET® PRO™		
Fixture Type	Toilet		
Toilet Type	Tank type		
Mounting And Waste	Floor mounted with floor outlet		
Toilet Water Consumption	High Efficiency HET 4.8 LPF (1.28 GPF)		
Material	Vitreous china		
Antimicrobial	EverClean® antimicrobial surface		
Color / Finish	White		
Bowl Shape	Elongated bowl		



SPRINGHILL SUITES - GEN 4.5







Marriott Global Design Standards

April 2023

SPRINGHILL SUITES®

MARRIOTT

SHOWER ONLY (STANDARD LAYOUT 1)

	SKU No.	P-Number	Color/Finish
	211AA104.020	PL-304-LI_WCL-04	White
	List	Net	Quantity
		1	
	American Standard Champion® Pro Right Height® Elongated Toilet		
	Collection	CHAMPION® PRO™	
	Fixture Type	Toilet	
	Toilet Type	Tank type	
	Mounting And Waste	Floor mounted with floor outlet	
	Toilet Water Consumption	High Efficiency HET 4.8 LPF (1.28 GPF)	
	Material	Vitreous china	
	Antimicrobial	EverClean® antimicrobial surface	
	Color / Finish	White	
	Bowl Shape	Elongated bowl	
   			
	SKU No.	P-Number	Color/Finish
	5503A00B.020	PL-303-LI_WCL-02; PL-303-LI_WCL-04	White
	List	Net	Quantity
		1	
	American Standard Toilet Seat For Round Bowl With Seat Cover		
	Toilet Bowl	For elongated bowl	
	Application	For residential applications	
	Grade	Standard	
	Cover	With seat cover	
	Color / Finish	White	

American Standard

DXV

GROHE

INAX

SPRINGHILL SUITES - GEN 4.5











Marriott Global Design Standards

April 2023

SPRINGHILL SUITES®

MARRIOTT

TUB/SHOWER COMBO (STANDARD LAYOUT 2)

	SKU No. 2064101.002	P-Number PL-201-LI_SNK-04; PL-201-LI_SNK-05	Color/Finish Polished chrome	
	List	Net	Quantity 1	Total
	American Standard Single Control Lavatory Faucet Collection SERIN Flow Rate 4.5 LPM (1.2 GPM) maximum flowrate Faucet Flow Control Pressure compensating aerator Operation Manual Number of Handles Single handle Faucet Type Lavatory faucet Color / Finish Polished chrome ADA ANSI A117.1 compliant			
   				
	SKU No. 9482000.020	P-Number PL-106-LI_SNK-04	Color/Finish White	
	List	Net	Quantity 1	Total
	American Standard Ovalyn Universal Access™ Undercounter Sink Vitreous China Basin Type Lavatory Material Vitreous china Color / Finish White Mounting Counter mounted			
   				

American Standard

DXV

GROHE

INAX

SPRINGHILL SUITES - GEN 4.5



Marriott Global Design Standards

April 2023

SPRINGHILL SUITES®

MARRIOTT

TUB/SHOWER COMBO (STANDARD LAYOUT 2)

 	SKU No. 0614000.020	P-Number PL-106-LI_SNK-04	Color/Finish White finish	
	List	Net	Quantity 1	Total
	American Standard Studio Undercounter Sink Collection STUDIO Basin Type Lavatory Material Vitreous china Color / Finish White finish Mounting Counter mounted ADA ANSI A117.1 compliant			
	SKU No. 0611100.020	P-Number PL-107-LI_SNK-05	Color/Finish White	
	List	Net	Quantity 1	Total
	American Standard Cornice Pedestal Sink Basin Type Lavatory Material Vitreous china Color / Finish White Centerset Single hole centerset Mounting Pedestal			

American
Standard

DXXV

GROHE

INAX






SPRINGHILL SUITES - GEN 4.5

Marriott Global Design Standards

April 2023

SPRINGHILL SUITES®
MARRIOTT

TUB/SHOWER COMBO (STANDARD LAYOUT 2)

   	SKU No. 9038074.002	P-Number Not on Spec	Color/Finish Polished chrome	
	List	Net	Quantity 1	Total
	American Standard Spectra+™ 4-Function Showerhead		ASME A112.18.1, CSA B125.1	
Compliances and Certifications		ASME A112.18.1, CSA B125.1		
Color / Finish		Polished chrome		
Flow Control Device		Provides consistent flow over a wide pressure range		
Flow Rate		1.8 GPM (6.8 LPM) showerhead flowrate		
Function		4-Function (Drench to Sensitive to Jet to Massage)		
Installation		Installed on shower arm		
Manufacturer		American Standard		
Model Type		Showerhead		
Shower Head Type		Residential		
Spray		Allows the user to select the type of spray best suited to their needs		
EPA WaterSense		EPA WaterSense® compliant		
	SKU No. 1660241.002	P-Number PL-801-LI_TUB-01	Color/Finish Polished chrome	
	List	Net	Quantity 1	Total
	American Standard Modern Shower Arm		13 mm (1/2") NPT Thread	
Connection		13 mm (1/2") NPT Thread		
Color / Finish		Polished chrome		
Fixture Type		Shower Arm		
Manufacturer		American Standard		
Material		Brass construction		
Model Type		Modern		
Mounting		Wall-hung		
Size		140 mm (5-1/2")		

American Standard



INAX

SPRINGHILL SUITES - GEN 4.5

Marriott Global Design Standards

April 2023

TUB/SHOWER COMBO (STANDARD LAYOUT 2)

 	SKU No. TU064740.002	P-Number PL-801-LI_TUB-01	Color/Finish Polished chrome	
	List	Net	Quantity 1	Total
	American Standard Serin® Flash™ 2-Handle Integrated Diverter Pressure Balance Valve Trim Kit Type Two-Handle Thermostat Trim kit with separate volume control Suggested Rough Valve RU521, RU531 Color / Finish Polished chrome			
	SKU No. RU101SS	P-Number PL-801-LI_TUB-01	Color/Finish	
	List	Net	Quantity 1	Total
	American Standard Flash™ Rough Valve Bodies Series FLASH™ Model Type Pressure Balance rough valve body only, less trim Compliance and Certifications ASSE 1016, ASME A112.18.1016, CSA B125.16, ASME A112.18.1, CSA B125.1			



SPRINGHILL SUITES - GEN 4.5




Marriott Global Design Standards

April 2023

SPRINGHILL SUITES®

MARRIOTT

TUB/SHOWER COMBO (STANDARD LAYOUT 2)

	SKU No.	P-Number	Color/Finish
	8888.319.002	PL-801-LI_TUB-01	Polished chrome
	List	Net	Quantity
		1	
	American Standard Studio S Ips Diverter Tub Spout		
	Connection	For 1/2" copper pipe, IPS	
	Diverter	With Diverter	
	Color / Finish	Polished chrome	
	Fixture Type	Tub spout	
	Manufacturer	American Standard	
	Material	Metal construction	
	Mounting	Wall-hung	
	Projection	155 mm (6-1/8") length to center of stream straightener	
 	SKU No.	P-Number	Color/Finish
	2390.202.020	PL-601-LI_TUB-01	White
	List	Net	Quantity
		1	
	American Standard Princeton® Recess Bath (Below Floor Installation)		
	Installation	Alcove	
	Bath Type	Bathing pool	
	Material	Americast® brand engineered material, Acid resistant porcelain finish	
	Color / Finish	White	
	Installed Size	60 x 30 x 17-1/2" (1524 x 762 x 445 mm)	
	Dimensions	1524 x 762 x 356 mm (60" x 30" x 14")	

American Standard

DXXV

GROHE

INAX

SPRINGHILL SUITES - GEN 4.5





Marriott Global Design Standards

April 2023

SPRINGHILL SUITES®

MARRIOTT

TUB/SHOWER COMBO (STANDARD LAYOUT 2)

 	SKU No. 2391.202.020	P-Number PL-601-LI_TUB-01	Color/Finish White	
	List	Net	Quantity 1	Total
	American Standard Princeton® Recess Bath (Below Floor Installation) Installation Alcove Bath Type Bathing pool Material Americast® brand engineered material, Acid resistant porcelain finish Color / Finish White Installed Size 60 x 30 x 17-1/2" (1524 x 762 x 445 mm) Dimensions 1524 x 762 x 356 mm (60" x 30" x 14")			
	SKU No. 1583.470.002	P-Number PL-901-LI_TUB-01	Color/Finish Polished chrome	
	List	Net	Quantity 1	Total
	American Standard Universal Bathtub Drain Fixture Type Bathtub drain Color / Finish Polished chrome			
	SKU No. 1640.305.002	P-Number PL-901-LI_TUB-01	Color/Finish Polished chrome	
	List	Net	Quantity 1	Total
	American Standard Deep Soak® Bathtub Drain Fixture Type Bathtub drain Color / Finish Polished chrome			

American Standard

DXV

GROHE

INAX

SPRINGHILL SUITES - GEN 4.5

Marriott Global Design Standards

April 2023

SPRINGHILL SUITES®

MARRIOTT

TUB/SHOWER COMBO (STANDARD LAYOUT 2)

	SKU No. 215CA104.020	P-Number PL-301-LI_WCL-01; PL-302-LI_WCL-01	Color/Finish White	
	List	Net	Quantity 1	Total
	American Standard Cadet® Pro™ Elongated Toilet Collection CADET® PRO™ Fixture Type Toilet Toilet Type Tank type Mounting And Waste Floor mounted with floor outlet Toilet Water Consumption High Efficiency HET 4.8 LPF (1.28 GPF) Material Vitreous china Antimicrobial EverClean® antimicrobial surface Color / Finish White Bowl Shape Elongated bowl			
   				
	SKU No. 211AA104.020	P-Number PL-304-LI_WCL-04	Color/Finish White	
	List	Net	Quantity 1	Total
	American Standard Champion® Pro Right Height® Elongated Toilet Collection CHAMPION® PRO™ Fixture Type Toilet Toilet Type Tank type Mounting And Waste Floor mounted with floor outlet Toilet Water Consumption High Efficiency HET 4.8 LPF (1.28 GPF) Material Vitreous china Antimicrobial EverClean® antimicrobial surface Color / Finish White Bowl Shape Elongated bowl			
   				

American Standard

DXV

GROHE

INAX

SPRINGHILL SUITES - GEN 4.5

Marriott Global Design Standards

April 2023

SPRINGHILL SUITES®

MARRIOTT

TUB/SHOWER COMBO (STANDARD LAYOUT 2)

	SKU No.	P-Number	Color/Finish
	5503A00B.020	PL-303-LI_WCL-02; PL-303-LI_WCL-04	White
	List	Net	Quantity
American Standard Toilet Seat For Round Bowl With Seat Cover			
Toilet Bowl		For elongated bowl	
Application		For residential applications	
Grade		Standard	
Cover		With seat cover	
Color / Finish		White	

American Standard



INAX

SPRINGHILL SUITES - GEN 4.5

Marriott Global Design Standards

April 2023

SPRINGHILL SUITES®

MARRIOTT

ADA SHOWER ONLY (ADA SHOWER LAYOUT 3)

    	SKU No. 2064101.002	P-Number PL-201-LI_SNK-06	Color/Finish Polished chrome	
	List	Net	Quantity 1	Total
	American Standard Single Control Lavatory Faucet Collection SERIN Flow Rate 4.5 LPM (1.2 GPM) maximum flowrate Faucet Flow Control Pressure compensating aerator Operation Manual Number of Handles Single handle Faucet Type Lavatory faucet Color / Finish Polished chrome ADA ANSI A117.1 compliant			
	SKU No. 9482000.020	P-Number PL-106-LI_SNK-06	Color/Finish White	
	List	Net	Quantity 1	Total
	American Standard Ovalyn Universal Access™ Undercounter Sink Vitreous China Basin Type Lavatory Material Vitreous china Color / Finish White Mounting Counter mounted			

American Standard

DXV

GROHE

INAX

ADA SHOWER ONLY (ADA SHOWER LAYOUT 3)

 	SKU No. 0614000.020	P-Number PL-106-LI_SNK-06	Color/Finish White finish	
	List	Net	Quantity 1	Total
	American Standard Studio Undercounter Sink Collection STUDIO Basin Type Lavatory Material Vitreous china Color / Finish White finish Mounting Counter mounted ADA ANSI A117.1 compliant			
 	SKU No. 0611100.020	P-Number PL-107-LI_SNK-05	Color/Finish White	
	List	Net	Quantity 1	Total
	American Standard Cornice Pedestal Sink Basin Type Lavatory Material Vitreous china Color / Finish White Centerset Single hole centerset Mounting Pedestal			


SPRINGHILL SUITES - GEN 4.5

Marriott Global Design Standards

April 2023

SPRINGHILL SUITES®
MARRIOTT

ADA SHOWER ONLY (ADA SHOWER LAYOUT 3)

	SKU No.	P-Number	Color/Finish
	9038074.002	Not on Spec	Polished chrome
	List	Net	Quantity
		1	
American Standard Spectra+™ 4-Function Showerhead			
Compliances and Certifications	ASME A112.18.1, CSA B125.1		
Color / Finish	Polished chrome		
Flow Control Device	Provides consistent flow over a wide pressure range		
Flow Rate	1.8 GPM (6.8 LPM) showerhead flowrate		
Function	4-Function (Drench to Sensitive to Jet to Massage)		
Installation	Installed on shower arm		
Manufacturer	American Standard		
Model Type	Showerhead		
Shower Head Type	Residential		
Spray	Allows the user to select the type of spray best suited to their needs		
EPA WaterSense	EPA WaterSense® compliant		



American Standard

DXV

GROHE

INAX

SPRINGHILL SUITES - GEN 4.5




Marriott Global Design Standards

April 2023

SPRINGHILL SUITES®

MARRIOTT

ADA SHOWER ONLY (ADA SHOWER LAYOUT 3)

	SKU No. 1660241.002	P-Number PL-803-LI_SHR-01/ PL-803-LI_SHR-01; PL-803-LI_SHR-02	Color/Finish Polished chrome	
	List	Net	Quantity 1	Total
	American Standard Modern Shower Arm Connection 13 mm (1/2") NPT Thread Color / Finish Polished chrome Fixture Type Shower Arm Manufacturer American Standard Material Brass construction Model Type Modern Mounting Wall-hung Size 140 mm (5-1/2")			
 	SKU No. TU064500.002	P-Number PL-803-LI_SHR-01	Color/Finish Polished chrome	
	List	Net	Quantity 1	Total
	American Standard Serin® Water-Saving Pressure Balance Bath/Shower Trim Kit Type Trim valve only Suggested Rough For use with Flash™ rough valve Bodies Valve Color / Finish Polished chrome			

American
Standard

DXV

GROHE

INAX

SPRINGHILL SUITES - GEN 4.5

Marriott Global Design Standards

April 2023

SPRINGHILL SUITES®

MARRIOTT

ADA SHOWER ONLY (ADA SHOWER LAYOUT 3)



SKU No.	P-Number	Color/Finish	
RU101SS	PL-803-LI_SHR-01		
List	Net	Quantity	Total
		1	
American Standard Flash™ Rough Valve Bodies			
Series	FLASH™		
Model Type	Pressure Balance rough valve body only, less trim		
Compliance and Certifications	ASSE 1016, ASME A112.18.1016, CSA B125.16, ASME A112.18.1, CSA B125.1		

American Standard




INAX

ADA SHOWER ONLY (ADA SHOWER LAYOUT 3)

SKU No.	P-Number	Color/Finish	
T064.430.002	PL-501-LI_SHR-01	Polished chrome	
List	Net	Quantity	Total
		1	
American Standard Diverter Valve Trim			
Brass Advantages	Durable, ideal material for prolonged contact with water		
Combination	Less valve		
Compliances and Certifications	ASME A112.18.1		
Connection	1/2" NPTconnections on mixed water inlet and two (R422/R422S) orthree (R433/R433S) outlets		
Escutcheon	Stamped brass escutcheon		
Color / Finish	Polished chrome		
Fixture Type	IN-WALL DIVERTER VALVES		
Installation	Permits checking of valve installation prior to installing trim parts		
Manufacturer	American Standard		
Material	Solid Brass Construction:		
Maximum Diverting Outlets	3 Way		
Model	Rotational control alternates water flow between two (R422/R422S) or three (R433/R433S) different shower outlets (i.e. showerhead, handspray, bodyside spray or tub spout), forged brass valve body		
Model Series	SERIN®		
Model Type	Valve trim ONLY		
Notes	Cannot be used as a shut-off valve		



ADA SHOWER ONLY (ADA SHOWER LAYOUT 3)

SKU No.	P-Number	Color/Finish	
R422	PL-501-LI_SHR-01		
List	Net	Quantity	Total
		1	
American Standard Two-Way In-Wall Diverter Valve Rough (Discrete)			
	Brass Advantages	Durable, ideal material for prolonged contact with water	
	Combination	LESS handle	
	Compliances and Certifications	Meets the American Disabilities Act Guidelines and ANSI A117.1 requirements for the physically challenged., ASME A112.18.1, CSA B125.1	
	Connection Size	13 mm (1/2") NPT inlets/outlets	
	Escutcheon	Stamped brass escutcheon	
	Fixture Type	ROUGH VALVES	
	Flow	Tub port with increased water flow	
	For Series	T064.430, T105.430, T106.430, T184.430, T186.430, T455430, T555.430	
	Function	2 discrete functions	
	Installation	Permits checking of valve installation prior to installing trim parts	
	Material	Solid Brass Construction	
	Model	Rotational control alternates water flow between two different shower outlets (i.e. showerhead, handspray, body side spray or tub spout), forged brass valve body. Mixed water inlet and two outlets are marked on back of valve body	
	Number of Outlets	Two-Way In-Wall Diverter	
	Trim Match	Rough and Trim must be ordered separately.	











SPRINGHILL SUITES - GEN 4.5

Marriott Global Design Standards
April 2023

SPRINGHILL SUITES®
MARRIOTT

ADA SHOWER ONLY (ADA SHOWER LAYOUT 3)

 	SKU No. TU064740.002	P-Number PL-803-LI_SHR-01; PL-803-LI_SHR-02	Color/Finish Polished chrome	
	List	Net	Quantity 1	Total
	American Standard Serin® Flash™ 2-Handle Integrated Diverter Pressure Balance Valve Trim Kit Type Two-Handle Thermostat Trim kit with separate volume control Suggested Rough Valve RU521, RU531 Color / Finish Polished chrome			
	SKU No. RU521	P-Number PL-803-LI_SHR-01; PL-803-LI_SHR-02	Color/Finish	
	List	Net	Quantity 1	Total
	American Standard Flash Two-Handle Pressure Balance Rough Valve With Built-In 2-Way Diverter Model Type Pressure Balance valve			
    	SKU No. 1660.766.002	P-Number	Color/Finish Polished Chrome	
	List	Net	Quantity 1	Total
	American Standard 3-Function Hand Shower With Pause Feature Fixture Type 3-FUNCTION HAND SHOWER WITH PAUSE FEATURE Flow Rate 1.5 gpm/5.7 L/min Color / Finish Polished Chrome			

American Standard

DXV

GROHE




INAX

SPRINGHILL SUITES - GEN 4.5

Marriott Global Design Standards
April 2023

SPRINGHILL SUITES®
MARRIOTT

ADA SHOWER ONLY (ADA SHOWER LAYOUT 3)

	SKU No.	P-Number	Color/Finish
	1660.236.002		Polished chrome
	List	Net	Quantity
		1	
American Standard 36" (900 Mm) Standard Slide Bar			
Color / Finish	Polished chrome		
Fixture Type	SLIDE BAR		
Height	600 - 899 mm (23-5/8" - 35-3/8") high		
Manufacturer	American Standard		
Model Type	STANDARD		
Size	36"		
Width	2-1/2" wide		
	SKU No.	P-Number	Color/Finish
	8888.053.002		Polished chrome
	List	Net	Quantity
		1	
American Standard Hand Shower Accessories			
Color / Finish	Polished chrome		
Fixture Type	METAL shower HOSE		
Hose Length	79" (2007MM)		
Manufacturer	American Standard		
	SKU No.	P-Number	Color/Finish
	8888.037.002		Polished chrome
	List	Net	Quantity
		1	
American Standard Wall Supply			
Check Valve	Includes check valve		
Connection Type	1/2" NPT female thread		
Color / Finish	Polished chrome		
Fixture Type	WALL SUPPLY		
Hose Connection	1/2" NPSM male hose thread		
Manufacturer	American Standard		

American
Standard

DXV

GROHE

INAX

SPRINGHILL SUITES - GEN 4.5

Marriott Global Design Standards

April 2023

SPRINGHILL SUITES®

MARRIOTT

ADA SHOWER ONLY (ADA SHOWER LAYOUT 3)

	SKU No. 215AA104.020	P-Number PL-307-LI_WCL-03	Color/Finish White
	List	Net	Quantity 1
	American Standard Cadet® Pro™ Right Height® Elongated Toilet Collection CADET® PRO™ Fixture Type Toilet Toilet Type Tank type Mounting And Waste Floor mounted with floor outlet Toilet Water Consumption High Efficiency HET 4.8 LPF (1.28 GPF) Material Vitreous china Antimicrobial EverClean® antimicrobial surface Color / Finish White Bowl Shape Elongated bowl		
   			
	SKU No. 211AA104.020	P-Number PL-304-LI_WCL-02; PL-304-LI_WCL-04	Color/Finish White
	List	Net	Quantity 1
	American Standard Champion® Pro Right Height® Elongated Toilet Collection CHAMPION® PRO™ Fixture Type Toilet Toilet Type Tank type Mounting And Waste Floor mounted with floor outlet Toilet Water Consumption High Efficiency HET 4.8 LPF (1.28 GPF) Material Vitreous china Antimicrobial EverClean® antimicrobial surface Color / Finish White Bowl Shape Elongated bowl		
   			

American Standard

DXXV

GROHE

INAX

PART OF LIXIL

SPRINGHILL SUITES - GEN 4.5

Marriott Global Design Standards

April 2023

SPRINGHILL SUITES®

MARRIOTT

ADA SHOWER ONLY (ADA SHOWER LAYOUT 3)

	SKU No.	P-Number	Color/Finish
	5503A00B.020	PL-303-LI_WCL-02; PL-303-LI_WCL-04	White
	List	Net	Quantity
		1	
American Standard Toilet Seat For Round Bowl With Seat Cover			
Toilet Bowl		For elongated bowl	
Application		For residential applications	
Grade		Standard	
Cover		With seat cover	
Color / Finish		White	



INAX

SPRINGHILL SUITES - GEN 4.5







Marriott Global Design Standards

April 2023

SPRINGHILL SUITES®

MARRIOTT

ADA TUB/SHOWER COMBO (LAYOUT 4)

    	SKU No. 2064101.002	P-Number PL-201-LI_SNK-07; PL-201-LI_SNK-08	Color/Finish Polished chrome	
	List	Net	Quantity 1	Total
	American Standard Single Control Lavatory Faucet Collection SERIN Flow Rate 4.5 LPM (1.2 GPM) maximum flowrate Faucet Flow Control Pressure compensating aerator Operation Manual Number of Handles Single handle Faucet Type Lavatory faucet Color / Finish Polished chrome ADA ANSI A117.1 compliant			
	SKU No. 9482000.020	P-Number PL-106-LI_SNK-06	Color/Finish White	
	List	Net	Quantity 1	Total
	American Standard Ovalyn Universal Access™ Undercounter Sink Vitreous China Basin Type Lavatory Material Vitreous china Color / Finish White Mounting Counter mounted			

American Standard

DXV

GROHE




INAX

SPRINGHILL SUITES - GEN 4.5

Marriott Global Design Standards
April 2023

SPRINGHILL SUITES®
MARRIOTT

ADA TUB/SHOWER COMBO (LAYOUT 4)

 	SKU No. 0614000.020	P-Number PL-106-LI_SNK-06	Color/Finish White finish	
	List	Net	Quantity 1	Total
	American Standard Studio Undercounter Sink Collection STUDIO Basin Type Lavatory Material Vitreous china Color / Finish White finish Mounting Counter mounted ADA ANSI A117.1 compliant			
	SKU No. 9960001.020	P-Number PL-109-LI_SNK-08	Color/Finish White	
	List	Net	Quantity 1	Total
	American Standard Mezzo Semi-Countertop Sink Collection MEZZO Basin Type Lavatory Material Fine fire clay Color / Finish White Centerset Single hole centerset Mounting Counter mounted			

American
Standard

DXV

GROHE






INAX

SPRINGHILL SUITES - GEN 4.5

Marriott Global Design Standards




April 2023

ADA TUB/SHOWER COMBO (LAYOUT 4)

   	SKU No. 9038074.002	P-Number Not on Spec	Color/Finish Polished chrome	
	List	Net	Quantity 1	Total
	American Standard Spectra+™ 4-Function Showerhead Compliances and Certifications ASME A112.18.1, CSA B125.1 Color / Finish Polished chrome Flow Control Device Provides consistent flow over a wide pressure range Flow Rate 1.8 GPM (6.8 LPM) showerhead flowrate Function 4-Function (Drench to Sensitive to Jet to Massage) Installation Installed on shower arm Manufacturer American Standard Model Type Showerhead Shower Head Type Residential Spray Allows the user to select the type of spray best suited to their needs EPA WaterSense EPA WaterSense® compliant			
	SKU No. 1660241.002	P-Number PL-801-LI_TUB-03	Color/Finish Polished chrome	
	List	Net	Quantity 1	Total
	American Standard Modern Shower Arm Connection 13 mm (1/2") NPT Thread Color / Finish Polished chrome Fixture Type Shower Arm Manufacturer American Standard Material Brass construction Model Type Modern Mounting Wall-hung Size 140 mm (5-1/2")			



ADA TUB/SHOWER COMBO (LAYOUT 4)

 	SKU No. TU064740.002	P-Number PL-801-LI_TUB-03	Color/Finish Polished chrome	
	List	Net	Quantity 1	Total
	American Standard Serin® Flash™ 2-Handle Integrated Diverter Pressure Balance Valve Trim Kit Type Two-Handle Thermostat Trim kit with separate volume control Suggested Rough Valve RU521, RU531 Color / Finish Polished chrome			
	SKU No. RU531	P-Number PL-801-LI_TUB-03	Color/Finish	
	List	Net	Quantity 1	Total
	American Standard Flash Two-Handle Pressure Balance Rough Valve With Built-In 3-Way Diverter Model Type Pressure Balance valve			



SPRINGHILL SUITES - GEN 4.5


Marriott Global Design Standards

April 2023

SPRINGHILL SUITES®

MARRIOTT

ADA TUB/SHOWER COMBO (LAYOUT 4)

	SKU No.	P-Number	Color/Finish
	8888.421.002	PL-801-LI_TUB-03	Polished chrome
	List	Net	Quantity
		1	
American Standard Serin Brass Tub Spout			
Collection	SERIN		
Connection	13 mm (1/2") I.P.S. connection		
Diverter	Non-Diverter		
Color / Finish	Polished chrome		
Fixture Type	Tub spout		
Manufacturer	American Standard		
Material	All Brass Construction		
Mounting	Wall-hung		
Projection	172 mm (6-3/4") length to center of stream straightener		



ADA TUB/SHOWER COMBO (LAYOUT 4)



SKU No.	P-Number	Color/Finish	
T064.430.002	PL-501-LI_TUB-03	Polished chrome	
List	Net	Quantity	Total
		1	
American Standard Diverter Valve Trim			
Brass Advantages	Durable, ideal material for prolonged contact with water		
Combination	Less valve		
Compliances and Certifications	ASME A112.18.1		
Connection	1/2" NPTconnections on mixed water inlet and two (R422/R422S) orthree (R433/R433S) outlets		
Escutcheon	Stamped brass escutcheon		
Color / Finish	Polished chrome		
Fixture Type	IN-WALL DIVERTER VALVES		
Installation	Permits checking of valve installation prior to installing trim parts		
Manufacturer	American Standard		
Material	Solid Brass Construction:		
Maximum Diverting Outlets	3 Way		
Model	Rotational control alternates water flow between two (R422/R422S) or three (R433/R433S) different shower outlets (i.e. showerhead, handspray, bodyside spray or tub spout), forged brass valve body		
Model Series	SERIN®		
Model Type	Valve trim ONLY		
Notes	Cannot be used as a shut-off valve		

SPRINGHILL SUITES - GEN 4.5

Marriott Global Design Standards







April 2023

ADA TUB/SHOWER COMBO (LAYOUT 4)

SKU No.	P-Number	Color/Finish	
R433	PL-501-LI_TUB-03		
List	Net	Quantity	Total
		1	
American Standard Three-Way In-Wall Diverter Valve Rough (Discrete)			
Brass Advantages	Durable, ideal material for prolonged contact with water		
Combination	LESS handle		
Compliances and Certifications	ASME A112.18.1, CSA B125.1		
Connection Size	13 mm (1/2") NPT inlets/outlets		
Escutcheon	Stamped brass escutcheon		
Fixture Type	ROUGH VALVES		
Flow	Tub port with increased water flow		
For Series	T064.430, T105.430, T106.430, T184.430, T186.430, T455430, T555.430, T722.430		
Function	3 discrete functions		
Installation	Permits checking of valve installation prior to installing trim parts		
Material	Solid Brass Construction		
Model	Rotational control alternates water flow between two (R422/R422S) or three (R433/R433S) different shower outlets (i.e. showerhead, handspray, body side spray or tub spout), forged brass valve body		
Note	Cannot be used as a shut-off valve		
Number of Outlets	Three-Way In-Wall Diverter		



ADA TUB/SHOWER COMBO (LAYOUT 4)

    	SKU No. 1660.766.002	P-Number Not on Spec	Color/Finish Polished Chrome	
	List	Net	Quantity 1	Total
	American Standard 3-Function Hand Shower With Pause Feature Fixture Type 3-FUNCTION HAND SHOWER WITH PAUSE FEATURE Flow Rate 1.5 gpm/5.7 L/min Color / Finish Polished Chrome			
	SKU No. 1660236.002	P-Number Not on Spec	Color/Finish Polished chrome	
	List	Net	Quantity 1	Total
	American Standard 36" (900 Mm) Standard Slide Bar Color / Finish Polished chrome Fixture Type SLIDE BAR Height 600 - 899 mm (23-5/8" - 35-3/8") high Manufacturer American Standard Model Type STANDARD Size 36" Width 2-1/2" wide			



SPRINGHILL SUITES - GEN 4.5

Marriott Global Design Standards

April 2023

SPRINGHILL SUITES®

MARRIOTT

ADA TUB/SHOWER COMBO (LAYOUT 4)

	SKU No.	P-Number	Color/Finish
	8888.035.002	Not on Spec	Polished chrome
	List	Net	Quantity
		1	
American Standard Hand Shower Showerhose			
Color / Finish	Polished chrome		
Fixture Type	METAL shower HOSE		
Model	Threads directly on 1/2" NPSM male threaded personal hand held shower		
Spray Hose Type	59" (1499 mm) long stainless steel hose with pause control		
	SKU No.	P-Number	Color/Finish
	8888.037.002	Not on Spec	Polished chrome
	List	Net	Quantity
		1	
American Standard Wall Supply			
Check Valve	Includes check valve		
Connection Type	1/2" NPT female thread		
Color / Finish	Polished chrome		
Fixture Type	WALL SUPPLY		
Hose Connection	1/2" NPSM male hose thread		
Manufacturer	American Standard		

American Standard

DXV

GROHE

INAX

SPRINGHILL SUITES - GEN 4.5





Marriott Global Design Standards

April 2023

SPRINGHILL SUITES®

MARRIOTT

ADA TUB/SHOWER COMBO (LAYOUT 4)

 	SKU No. 2390.202.020	P-Number PL-601-LI_TUB-03	Color/Finish White	
	List	Net	Quantity 1	Total
	American Standard Princeton® Recess Bath (Below Floor Installation) Installation Alcove Bath Type Bathing pool Material Americast® brand engineered material, Acid resistant porcelain finish Color / Finish White Installed Size 60 x 30 x 17-1/2" (1524 x 762 x 445 mm) Dimensions 1524 x 762 x 356 mm (60" x 30" x 14")			
 	SKU No. 2391.202.020	P-Number PL-601-LI_TUB-03	Color/Finish White	
	List	Net	Quantity 1	Total
	American Standard Princeton® Recess Bath (Below Floor Installation) Installation Alcove Bath Type Bathing pool Material Americast® brand engineered material, Acid resistant porcelain finish Color / Finish White Installed Size 60 x 30 x 17-1/2" (1524 x 762 x 445 mm) Dimensions 1524 x 762 x 356 mm (60" x 30" x 14")			

American Standard

DXV

GROHE

INAX

SPRINGHILL SUITES - GEN 4.5

Marriott Global Design Standards

April 2023

SPRINGHILL SUITES®

MARRIOTT

ADA TUB/SHOWER COMBO (LAYOUT 4)

	SKU No. 1583470.002	P-Number PL-901-LI_TUB-02; PL-901-LI_TUB-03	Color/Finish Polished chrome	
	List	Net	Quantity 1	Total
	American Standard Universal Bathtub Drain Fixture Type Bathtub drain Color / Finish Polished chrome			
	SKU No. 1640305.002	P-Number PL-901-LI_TUB-02; PL-901-LI_TUB-03	Color/Finish Polished chrome	
	List	Net	Quantity 1	Total
	American Standard Deep Soak® Bathtub Drain Fixture Type Bathtub drain Color / Finish Polished chrome			
	SKU No. 215AA104.020	P-Number PL-307-LI_WCL-03	Color/Finish White	
	List	Net	Quantity 1	Total
	American Standard Cadet® Pro™ Right Height® Elongated Toilet Collection CADET® PRO™ Fixture Type Toilet Toilet Type Tank type Mounting And Waste Floor mounted with floor outlet Toilet Water Consumption High Efficiency HET 4.8 LPF (1.28 GPF) Material Vitreous china Antimicrobial EverClean® antimicrobial surface Color / Finish White Bowl Shape Elongated bowl			





American Standard



INAX

KITCHEN / BAR AREA - SINKS & FAUCETS

 	SKU No. 7074500.002	P-Number PL-202-LI_SNK-03	Color/Finish Polished chrome	
	List	Net	Quantity 1	Total
	American Standard Two-Handle Kitchen Faucet With Low-Arc Brass Swivel Spout Collection Colony Pro Flow Rate 5.7 LPM (1.5 GPM) maximum flowrate Faucet Flow Control Pressure compensating aerator Operation Manual Number of Handles Two handles Faucet Type Sink faucet Color / Finish Polished chrome ADA ANSI A117.1 compliant			
	SKU No. 9028000.075	P-Number PL-102-LI_SNK-01; PL-102-LI-SNK-02; PL-102-LI-SNK-03; PL-105-LI-SNK-03; PL-105-LI-SVS-01	Color/Finish Brilliant white	
	List	Net	Quantity 1	Total
	American Standard Universal Waste Fitting Compartment Single compartment Material Stainless Steel Sink Type Kitchen sink drain w/ strainer			



SPRINGHILL SUITES - GEN 4.5

Marriott Global Design Standards

April 2023

SPRINGHILL SUITES®

MARRIOTT

BACK OF HOUSE - LAVATORY SINKS

 	SKU No. 0355012.020	P-Number PL-101-LI_SNK-01	Color/Finish White	
	List	Net	Quantity 1	Total
	American Standard LUCERNE™ WALL-HUNG LAVATORY Basin Type Lavatory Material Vitreous china Color / Finish White Centerset 102 mm (4") centerset Mounting Wall-hung			
 	SKU No. 0495221.020	P-Number PL-103-LI_SNK-02	Color/Finish White	
	List	Net	Quantity 1	Total
	American Standard Ovalyn Undercounter Sink Collection OVALYN Basin Type Lavatory Material Vitreous china Color / Finish White Mounting Counter mounted ADA ANSI A117.1 compliant			
	SKU No. 2411.015.002	P-Number PL-102-LI_SNK-01; PL-102-LI_SNK-02;	Color/Finish Polished chrome	
	List	Net	Quantity 1	Total
	American Standard Commercial Grid Drain With Overflow Fixture Type Grid drain Overflow With overflow Color / Finish Polished chrome			

American
Standard

DXV

GROHE

INAX

SPRINGHILL SUITES - GEN 4.5

Marriott Global Design Standards

April 2023

SPRINGHILL SUITES®

MARRIOTT

BACK OF HOUSE - FAUCETS - MANUAL



SKU No.	P-Number	Color/Finish	
2064101.002	PL-201-LI_SNK-01; PL-201-LI_SNK-02	Polished chrome	
List	Net	Quantity	Total
		1	
American Standard Single Control Lavatory Faucet			
Collection	SERIN		
Flow Rate	4.5 LPM (1.2 GPM) maximum flowrate		
Faucet Flow Control	Pressure compensating aerator		
Operation	Manual		
Number of Handles	Single handle		
Faucet Type	Lavatory faucet		
Color / Finish	Polished chrome		
ADA	ANSI A117.1 compliant		

American Standard



INAX

SPRINGHILL SUITES - GEN 4.5




Marriott Global Design Standards

April 2023

SPRINGHILL SUITES®

MARRIOTT

BACK OF HOUSE - COMMERCIAL TOILET BOWLS - FLOOR-MOUNTED

	SKU No.	P-Number	Color/Finish
	2234001.020	PL-309-LI_WCL-05	White
	List	Net	Quantity
		1	
	American Standard Madera™ Flowise® 15" Height Elongated Flushometer Toilet		
	Collection	MADERA™ FloWise®	
	Fixture Type	Toilet	
	Toilet Type	For flush valve	
	Mounting And Waste	Floor mounted with floor outlet	
	Toilet Water Consumption	Toilet operates in the range of 4.2 to 6.0 LPF (1.1 - 1.6 GPF)	
	Material	Vitreous china	
	Antimicrobial	Less EverClean®	
	Color / Finish	White	
	Bowl Shape	Elongated bowl	
	SKU No.	P-Number	Color/Finish
	3043001.020	PL-315-LI_WCL-06	White
	List	Net	Quantity
		1	
	American Standard Madera™ Flowise® 16-1/2" Height Elongated Flushometer Toilet		
	Collection	MADERA™ FloWise®	
	Fixture Type	Toilet	
	Toilet Type	For flush valve	
	Mounting And Waste	Floor mounted with floor outlet	
	Toilet Water Consumption	Toilet operates in the range of 4.2 to 6.0 LPF (1.1 - 1.6 GPF)	
	Material	Vitreous china	
	Color / Finish	White	
	Bowl Shape	Elongated bowl	
			

American Standard

DXV

GROHE

INAX

SPRINGHILL SUITES - GEN 4.5

Marriott Global Design Standards

April 2023

SPRINGHILL SUITES®


MARRIOTT

BACK OF HOUSE - COMMERCIAL TOILET SEAT


	SKU No.	P-Number	Color/Finish
	5901100.020	PL-310-LI_WCL-05	White
	List	Net	Quantity
		1	
American Standard Commercial Heavy Duty Toilet Seat For Elongated Bowl Open Front Less Seat Cover Everclean Antimicrobial Surface			
Toilet Bowl		For elongated bowl	
Application		For commercial applications	
Grade		Heavy duty	
Seat Type		Open front	
Cover		Less seat cover	
Color / Finish		White	



BACK OF HOUSE - TOILET FLUSH VALVES

 	SKU No.	P-Number	Color/Finish
	6047161.002	PL-311-LI_WCL-05	Polished chrome
	List	Net	Quantity
		1	
	American Standard Flush Valve For 11-1/2" Supply CL To Top Of Bowl, 1.6 Gpf		
	Flush Valve Type	Toilet flush valve	
	Installation	Exposed	
	Flush Valve Operation	Manual	
	Color / Finish	Polished chrome	
	Flush Rate	Low consumption 6.0 LPF (1.6 GPF)	
 	SKU No.	P-Number	Color/Finish
	6047121.002	PL-311-LI_WCL-05	Polished chrome
	List	Net	Quantity
		1	
	American Standard Flush Valve For 11-1/2" Supply CL To Top Of Bowl, 1.28 Gpf		
	Flush Valve Type	Toilet flush valve	
	Installation	Exposed	
	Flush Valve Operation	Manual	
	Color / Finish	Polished chrome	
	Flush Rate	High Efficiency 4.8 LPF (1.28 GPF)	

BACK OF HOUSE - TOILET FLUSH VALVES

 	SKU No. 6065161.002	P-Number PL-313-LI_WCL-05	Color/Finish Polished chrome	
	List	Net	Quantity 1	Total
	American Standard Selectronic® Sensor-Operated Toilet Flush Valve, 1.6 Gpf Battery Powered Collection SELECTRONIC® Flush Valve Type Toilet flush valve Installation Exposed Flush Valve Operation Automatic no-touch Power Type Battery powered Color / Finish Polished chrome Flush Rate Low consumption 6.0 LPF (1.6 GPF)			
    	SKU No. 6065121.002	P-Number PL-314-LI_WCL-05	Color/Finish Polished chrome	
	List	Net	Quantity 1	Total
	American Standard Selectronic® Sensor-Operated Toilet Flush Valve, 1.28 Gpf Battery Powered Collection SELECTRONIC® Flush Valve Type Toilet flush valve Installation Exposed Flush Valve Operation Automatic no-touch Power Type Battery powered Color / Finish Polished chrome Flush Rate High Efficiency 4.8 LPF (1.28 GPF)			



SPRINGHILL SUITES - GEN 4.5

Marriott Global Design Standards

April 2023

SPRINGHILL SUITES®

MARRIOTT

BACK OF HOUSE - TOILET FLUSH VALVES

SKU No.	P-Number	Color/Finish
6247121.002	PL-314-LI_WCL-05	Polished chrome

List	Net	Quantity	Total
		1	



American Standard Ultima® Selectronic® Exposed Toilet Flush Valve Diaphragm-Type

Collection	ULTIMA SELECTRONIC®
Flush Valve Type	Toilet flush valve
Installation	Exposed
Flush Valve Operation	Automatic no-touch
Power Type	Battery powered
Color / Finish	Polished chrome
Flush Valve Water Consumption	High Efficiency 4.8 LPF (1.28 GPF)



SPRINGHILL SUITES - GEN 4.5

Marriott Global Design Standards
April 2023

BACK OF HOUSE - URINAL







SKU No.	P-Number	Color/Finish
6590.001.020	PL-317-LI_URN-01;	White
7301242-100-0020A	PL-317-LI_URN-02	

List	Net	Quantity	Total
		1	

American Standard Washbrook Flowise Universal Urinal	
Series	WASHBROOK FLOWISE
Urinal Type	Flush valve
Flush Type	Washdown
Material	Vitreous china
Color / Finish	White
Mounting	Wall Mounted









BACK OF HOUSE - URINAL FLUSH VALVES

 	SKU No. 6045101.002	P-Number PL-319-LI_URN-01; PL-319-LI_URN-02	Color/Finish Polished chrome	
	List	Net	Quantity 1	Total
	American Standard Manual Flowise® Urinal Flush Valve 1.0 Gpf Flush Valve Type Urinal flush valve Installation Exposed Flush Valve Operation Manual Color / Finish Polished chrome Flush Rate Low consumption 3.8 LPF (1.0 GPF)			
 	SKU No. 6063101.002	P-Number PL-320-LI_URN-01; PL-320-LI_URN-02	Color/Finish Polished chrome	
	List	Net	Quantity 1	Total
	American Standard Selectronic® Sensor-Operated Urinal Flush Valve, 1.0 Gpf Battery Powered Collection SELECTRONIC® Flush Valve Type Urinal flush valve Installation Exposed Flush Valve Operation Automatic no-touch Power Type Battery powered Color / Finish Polished chrome Flush Rate Low consumption 3.8 LPF (1.0 GPF)			

SPRINGHILL SUITES - GEN 4.5

Marriott Global Design Standards
April 2023

BACK OF HOUSE - URINAL FLUSH VALVES

    	SKU No. 6063051.002	P-Number PL-321-LI_URN-01; PL-321-LI_URN-02	Color/Finish Polished chrome	
	List	Net	Quantity 1	Total
	American Standard Selectronic® Sensor-Operated Urinal Flush Valve, 0.5 Gpf Battery Powered Collection SELECTRONIC® Flush Valve Type Urinal flush valve Installation Exposed Flush Valve Operation Automatic no-touch Power Type Battery powered Color / Finish Polished chrome Flush Rate High Efficiency 1.9 LPF (0.5 GPF)			
	SKU No. 6245051.002	P-Number PL-322-LI_URN-01; PL-322-LI_URN-02	Color/Finish Polished chrome	
	List	Net	Quantity 1	Total
	American Standard Ultima® Selectronic® Exposed Urinal Flush Valve Diaphragm-Type Collection ULTIMA SELECTRONIC® Flush Valve Type Urinal flush valve Installation Exposed Flush Valve Operation Automatic no-touch Power Type Battery powered Color / Finish Polished chrome Flush Valve Water Consumption High Efficiency 1.9 LPF (0.5 GPF)			

American
Standard



INAX

SPRINGHILL SUITES - GEN 4.5

Marriott Global Design Standards

April 2023

SPRINGHILL SUITES®

MARRIOTT

BACK OF HOUSE - FAUCETS FOR MOP BASINS



SKU No.	P-Number	Color/Finish	
8344212.004	PL-204-LI_MOP-01	Rough chrome	
List	Net	Quantity	Total
		1	
American Standard Exposed Yoke Wall-Mount Utility Faucet With Top Brace			
Flow Rate	56.7 LPM (15 GPM) maximum flowrate		
Faucet Flow Control	Threaded hose end		
Operation	Manual		
Number of Handles	Two handles		
Faucet Type	Mop sink faucet		
Color / Finish	Rough chrome		

American Standard

DXV

GROHE

INAX

SPRINGHILL SUITES - GEN 4.5

Marriott Global Design Standards

April 2023

SPRINGHILL SUITES®

MARRIOTT

BACK OF HOUSE - UTILITY SINKS





SKU No.	P-Number	Color/Finish	
7692008.020	PL-110-LI_SVS-01/ PL-111-LI_SVS-01	White	
List	Net	Quantity	Total
		1	
American Standard Lakewell™ Service Sink Enameled Cast Iron			
Compartment	Single compartment		
Material	Cast iron		
Mounting	Wall-hung		
Sink Type	Service sink		
Centerset	203 mm (8") centerset		

American Standard



INAX

BACK OF HOUSE - FAUCETS FOR UTILITY SINKS

	SKU No. 8350235.002	P-Number PL-205-LI_SVS-01	Color/Finish Polished chrome	
	List	Net	Quantity 1	Total
	American Standard Exposed Yoke Wall-Mount Utility Faucet Flow Rate no flow restrictor, 37.8 LPM (10 GPM) @20 PSI Faucet Flow Control Threaded hose end Operation Manual Number of Handles Two handles Faucet Type Mop sink faucet Color / Finish Polished chrome ADA ANSI A117.1 compliant			
	SKU No. 31518000	P-Number PL-204-LI_SVS-03	Color/Finish StarLight chrome	
	List	Net	Quantity 1	Total
	GROHE Concetto Single-Handle Pull Down Dual Spray Bar Faucet Collection CONCEPTO Flow Rate 5.7 LPM (1.5 GPM) maximum flowrate Faucet Flow Control Spray outlet Operation Manual Number of Handles Single handle Faucet Type Bar sink faucet Color / Finish StarLight chrome ADA ANSI A117.1 compliant			



SPRINGHILL SUITES - GEN 4.5

Marriott Global Design Standards

April 2023

SPRINGHILL SUITES®

MARRIOTT

BACK OF HOUSE - STRAINER FOR UTILITY SINKS



SKU No.	P-Number	Color/Finish	
9028000.075	PL-102-LI_SVS-01; PL-102-LI_SVS-03	Brilliant white	
List	Net	Quantity	Total
		1	
American Standard Universal Waste Fitting			
Compartment	Single compartment		
Material	Stainless Steel		
Sink Type	Kitchen sink drain w/ strainer		

*American
Standard*



INAX

Related Literature



Residential Fixtures and Faucets List Price Guide 2022



2021 LIXIL Builder Advantage Program Brochure

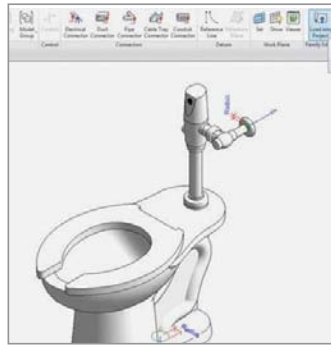


Ultima® Diaphragm Flush Valves Sell Sheet

Find Our Products Here

REVIT, Specs, CAD and BIM Availability

Through our partner ATS, American Standard Brands provides a complete plumbing specification solution for your Revit and 3D projects. With over 8,500 product combinations accessible for immediate download and new files being added daily, ATS is the largest source for Revit plumbing equipment. ATS and American Standard's combined 3D BIM families can be easily accessed and downloaded at no-cost to the specification design community. For more information, please visit our partner website, www.atsspec.net.



Revit Families Available

Our products are specified in
SpecLink
www.bsdspeclink.com



For American Standard Customer Care

Call 1-800-442-1902 – Monday – Friday, 8:00 am – 7:00 pm EST

Visit www.americanstandard.com

Front Cover: Cadet® Touchless Chair Height Elongated Toilet Less Seat - 215AA709.002