

COMMERCIAL CLASS A-TYPE OFFICE BUILDINGS
SOLUTIONS PRODUCT GUIDE
NOVEMBER 2023



*American
Standard*

DXXV

GROHE

INAX

PART OF LIXIL

*American
Standard*

PART OF **LIXIL**

American Standard

LIFE. LOVE. HOME.

For almost 150 years,
our commitment to quality,
innovation and performance
has made us a part of
your bathroom and kitchen routines.

From faucets, bathtubs, showers,
and toilets, our products help
make life happier, healthier, and simpler
in the home and at work.



America Standard is an industry leader in commercial products, offering an impressive range of innovative and durable solutions. Our comprehensive product lineup includes faucets, showers, toilets, and other plumbing fixtures that have been trusted by countless businesses, from small enterprises to major corporations. We take pride in our commitment to quality, sustainability, and meeting the unique needs of the commercial sector, ensuring that our customers receive top-tier products backed by our extensive expertise and unwavering dedication to their success.

With a strong presence across the Americas, our team of experts stands ready to assist customers in selecting the perfect products to meet their commercial project requirements. Whether enhancing guest experiences in hospitality, improving hygiene in healthcare facilities, or maximizing water efficiency in commercial spaces, American Standard is the go-to partner for businesses seeking reliable and sustainable solutions.

PART OF LIXIL

AMERICAN STANDARD

CERAMICS & FITTINGS



Exposed Toilet Flush Valve - Piston-Type



SKU No.
6066111.002

Color/Finish
Polished Chrome (002)

American Standard, Selectronic Exposed 1-1/2" Top Spud Toilet Flush Valve - Piston-Type - PWRX® 10-Year Battery System - 1.1 GPF, 31% Water Savings

- **PWRX** 10-Year Battery System (PWRX Battery Pack included)
- Electronic, proximity flush valves with programmable sensor
- Exclusive **DynaClean** self-cleaning wiper spring technology
- Integral wiper spring cleans refill orifice with every flush to help prevent valve run-on
- Proprietary brass alloy resists dezincification
- Fully mechanical manual override can operate without power
- Can be installed left or right
- Includes sweat solder kit
- 11-1/2" rough-in
- **ADA Compliant**
- **WaterSense Certified**



SKU No.
6066121.002

Color/Finish
Polished Chrome (002)

American Standard, Selectronic Exposed 1-1/2" Top Spud Toilet Flush Valve - Piston-Type - PWRX® 10-Year Battery System, 1.28 GPF, 20% Water Savings

- **PWRX** 10-Year Battery System (PWRX Battery Pack included)
- Electronic, proximity flush valves with programmable sensor
- Exclusive **DynaClean** self-cleaning wiper spring technology
- Integral wiper spring cleans refill orifice with every flush to help prevent valve run-on
- Proprietary brass alloy resists dezincification
- Fully mechanical manual override can operate without power
- Can be installed left or right
- Includes sweat solder kit
- 11-1/2" rough-in
- **ADA Compliant**
- **WaterSense Certified**



SKU No.
6066161.002

Color/Finish
Polished Chrome (002)

American Standard, Selectronic Exposed 1-1/2" Top Spud Toilet Flush Valve - Piston-Type - PWRX® 10-Year Battery System - 1.6 GPF

- **PWRX** 10-Year Battery System (PWRX Battery Pack included)
- Electronic, proximity flush valves with programmable sensor
- Exclusive **DynaClean** self-cleaning wiper spring technology
- Integral wiper spring cleans refill orifice with every flush to help prevent valve run-on
- Proprietary brass alloy resists dezincification
- Fully mechanical manual override can operate without power
- Can be installed left or right
- Includes sweat solder kit
- 11-1/2" rough-in
- **ADA Compliant**
- **WaterSense Certified**

AMERICAN STANDARD

CERAMICS & FITTINGS



Exposed Toilet Flush Valve - Diaphragm-Type



SKU No.
6247111.002

Color/Finish
Polished Chrome (002)

American Standard, Ultima Selectronic Exposed Toilet Flush Valve - Diaphragm-Type Battery Powered, 1.1 GPF, 31% Water Savings

- For flushometer bowls with 1-1/2" exposed top spud
- Includes CR-p2 lithium battery with 5 year life (4,000 uses per month)
- Automatic touchless operation limits the spread of germs for a safer restroom
- Exclusive DynaClean self-cleaning wiper spring technology
- Integral wiper spring cleans refill orifice helps prevent valve run-on
- EvoLast premium chlorine and chloramine-resistant diaphragm material
- Fully mechanical manual override button can flush the valve without power
- Proprietary brass alloy resists dezincification
- Detection range can be adjusted manually or with optional remote control
- Adjustable tailpiece for rough-in, Can be installed left- or right-handed
- **ADA Compliant**
- **WaterSense Certified**



SKU No.
6247121.002

Color/Finish
Polished Chrome (002)

American Standard, Ultima Selectronic Exposed Toilet Flush Valve - Diaphragm-Type Battery Powered, 1.28 GPF, 20% Water Savings

- For flushometer bowls with 1-1/2" exposed top spud
- Includes CR-p2 lithium battery with 5 year life (4,000 uses per month)
- Automatic touchless operation limits the spread of germs for a safer restroom
- Exclusive DynaClean self-cleaning wiper spring technology
- Integral wiper spring cleans refill orifice helps prevent valve run-on
- EvoLast premium chlorine and chloramine-resistant diaphragm
- Fully mechanical manual override button can flush the valve without power
- Proprietary brass alloy resists dezincification
- Detection range can be adjusted manually or with optional remote control
- Adjustable tailpiece for rough-in, Can be installed left- or right-handed
- **ADA Compliant**
- **WaterSense Certified**



SKU No.
6247161.002

Color/Finish
Polished Chrome (002)

American Standard, Ultima Selectronic Exposed Toilet Flush Valve - Diaphragm-Type Battery Powered, 1.6 GPF

- For flushometer bowls with 1-1/2" exposed top spud
- Includes CR-p2 lithium battery with 5 year life (4,000 uses per month)
- Automatic touchless operation limits the spread of germs for a safer restroom
- Exclusive DynaClean self-cleaning wiper spring technology
- Integral wiper spring cleans refill orifice helps prevent valve run-on
- EvoLast premium chlorine and chloramine-resistant diaphragm
- Fully mechanical manual override button can flush the valve without power
- Proprietary brass alloy resists dezincification
- Detection range can be adjusted manually or with optional remote control
- Adjustable tailpiece for rough-in, Can be installed left- or right-handed
- **ADA Compliant**
- **WaterSense Certified**

AMERICAN STANDARD

CERAMICS & FITTINGS



Commercial Floor Mounted High Efficiency Toilets

| | |
|---|--|
|  | <p>SKU No. 3461001.020</p> <p style="text-align: right;">Color/Finish White (020)</p> <hr/> <p>American Standard, Madera™ 16-1/2" Chair Height Toilet With EverClean Less Seat - 1.1 to 1.6 GPF</p> <ul style="list-style-type: none"> • Elongated floor mount flushometer value toilet, top spud, less seat • High efficiency, low consumption • Operates in the range of 1.1 to 1.6 gpf • Maximum Performance (MaP) score of 1,000 grams at 1.1 GPF • EverClean Antimicrobial Surface inhibits the growth of stain and odor causing bacteria, mold and mildew on the surface • 2-1/8" fully glazed trapway • 10" or 12" rough-in • 16-1/2" rim height for accessible applications • Condensation channel • Powerful direct-fed siphon jet action • 10' x 12' water surface area • 1-1/2" inlet spud • Two color-matched bolt caps <p>Nominal Dimensions</p> <ul style="list-style-type: none"> • 28-1/4" x 14" x 16-1/2" |
|  | <p>SKU No. 3043001.020</p> <p style="text-align: right;">Color/Finish White (020)</p> <hr/> <p>American Standard, Madera™ 16-1/2" Chair Height Toilet Less Seat - 1.1 to 1.6 GPF</p> <ul style="list-style-type: none"> • Elongated floor mount flushometer value toilet, top spud, less seat • High efficiency, low consumption • Operates in the range of 1.1 to 1.6 gpf • Maximum Performance (MaP) score of 1,000 grams at 1.1 GPF • 2-1/8" fully glazed trapway • 10" or 12" rough-in • 16-1/2" rim height for accessible applications • Condensation channel • Powerful direct-fed siphon jet action • 10' x 12' water surface area • 1-1/2" inlet spud • Two color-matched bolt caps <p>Nominal Dimensions</p> <ul style="list-style-type: none"> • 28-1/4" x 14" x 16-1/2" |
|  | <p>SKU No. 5901100.020</p> <p style="text-align: right;">Color/Finish White (020)</p> <hr/> <p>American Standard, Elongated Heavy Duty Open Front Less Lid Commercial Toilet Seat</p> <ul style="list-style-type: none"> • Elongated Open Front toilet seat • Without seat lid cover • Engineered with stainless steel check hinges • Tested for 500 lb static weight load • Fits most conventional elongated commercial toilets • Bottom mounting hardware included • Made from Polypropylene Plastic |

AMERICAN STANDARD

CERAMICS & FITTINGS



Commercial Wall-Hung High Efficiency Toilets

| | |
|--|---|
| | <p>SKU No. 3351101.020</p> <p style="text-align: right;">Color/Finish White (020)</p> <hr/> <p>American Standard, Afwall Millennium Wall-Hung EverClean Bowl Less Seat - 1.1 - 1.6 GPF</p> <ul style="list-style-type: none"> • Elongated wall-hung top spud flushometer valve toilet • High efficiency, low consumption toilet works with 1.1 to 1.6 gpf • MaP Score of 1,000 grams at 1.1 - 1.6 GPF • EverClean Antimicrobial Surface inhibits the growth of stain and odor causing bacteria, mold and mildew on the surface • Static weight load of 1,000 lbs (product not recommended for bariatric use) • Concealed tap way design • Condensation channel • Powerful direct-fed siphon jet flush action • 1-1/2" inlet spud • 2-1/8" Full-glazed trapway • 10" x 12" water surface area <p>Nominal Dimensions</p> <ul style="list-style-type: none"> • 26" x 14" x 15" |
| | <p>SKU No. 2257101.020</p> <p style="text-align: right;">Color/Finish White (020)</p> <hr/> <p>American Standard, Afwall Millennium Wall-Hung Bowl Less Seat - 1.1 - 1.6 GPF</p> <ul style="list-style-type: none"> • Elongated wall-hung top spud flushometer valve toilet • High efficiency, low consumption toilet works with 1.1 to 1.6 gpf • MaP Score of 1,000 grams at 1.1 - 1.6 GPF • Static weight load of 1,000 lbs (product not recommended for bariatric use) • Concealed tap way design • Condensation channel • Powerful direct-fed siphon jet flush action • 1-1/2" inlet spud • 2-1/8" Full-glazed trapway • 10" x 12" water surface area <p>Nominal Dimensions</p> <ul style="list-style-type: none"> • 26" x 14" x 15" |
| | <p>SKU No. 5901100.020</p> <p style="text-align: right;">Color/Finish White (020)</p> <hr/> <p>American Standard, Elongated Heavy Duty Open Front Less Lid Commercial Toilet Seat</p> <ul style="list-style-type: none"> • Elongated Open Front toilet seat • Without seat lid cover • Engineered with stainless steel check hinges • Tested for 500 lb static weight load • Fits most conventional elongated commercial toilets • Bottom mounting hardware included • Made from Polypropylene Plastic |

AMERICAN STANDARD

CERAMICS & FITTINGS



Low Consumption Hands Free Sensor Faucet



SKU No.
7025303.002

Color/Finish
Polished Chrome (002)

American Standard, Paradigm Selectronic Integrated Faucet Battery Powered - SmartTherm - 0.35 GPM, 84% Water Reduction

- CR-P2 lithium battery installed in faucet - 5-year Battery Life
- Electronic proximity faucets with programmable, multi-function sensor
- Vandal-resistant metal construction with the sensor, solenoid valve and all electronics enclosed in the spout
- 24" long flexible stainless steel inlet hose with integral strainer and 3/8" compression connection
- Include an Integral **ASSE 1070 Certified** SmartTherm Safety Shut-Off
- Removable mixing handle prevents user adjustment. Cover plug included
- Range can be adjusted manually or with optional remote control
- Optional deck plate for 4" (702P.400.002) or 8" (775P.800.002) centers and remote control must be ordered separately
- **0.35 gpm** pressure-compensating, vandal-resistant laminar spray
- **ADA Compliant**



SKU No.
7025305.002

Color/Finish
Polished Chrome (002)

American Standard, Paradigm Selectronic Integrated Faucet Battery Powered - SmartTherm - 0.5 GPM, 77% Water Reduction


- CR-P2 lithium battery installed in faucet - 5-year Battery Life
- Electronic proximity faucets with programmable, multi-function sensor
- Vandal-resistant metal construction with the sensor, solenoid valve and all electronics enclosed in the spout
- 24" long flexible stainless steel inlet hose with integral strainer and 3/8" compression connection
- Include an Integral **ASSE 1070 Certified** SmartTherm Safety Shut-Off
- Removable mixing handle prevents user adjustment. Cover plug included
- Range can be adjusted manually or with optional remote control
- Optional deck plate for 4" (702P.400.002) or 8" (775P.800.002) centers and remote control must be ordered separately
- **0.5 gpm** pressure-compensating, vandal-resistant laminar spray
- **ADA Compliant**


AMERICAN STANDARD

CERAMICS & FITTINGS



Low Consumption Hands Free Sensor Faucet

| | | |
|---|---|--|
|  | <p>SKU No. 7755303.002</p> | <p>Color/Finish Polished Chrome (002)</p> |
| | <p>American Standard, NextGen Selectronic Integrated Faucet Battery Powered - SmartTherm - 0.35 GPM, 84% Water Reduction</p> <ul style="list-style-type: none"> • CR-P2 lithium battery installed in faucet - 5-year Battery Life • Electronic proximity faucets with programmable, multi-function sensor • Vandal-resistant metal construction with the sensor, solenoid valve and all electronics enclosed in the spout • 24" long flexible stainless steel inlet hose with integral strainer and 3/8" compression connection • Include an Integral ASSE 1070 Certified SmartTherm Safety Shut-Off • Removable mixing handle prevents user adjustment. Cover plug included • Range can be adjusted manually or with optional remote control • Optional deck plate for 4" (775P.400.002) or 8" (775P.800.002) centers and remote control (605XRCT) must be ordered separately • .35 gpm pressure-compensating, vandal-resistant laminar spray • ADA Compliant | |

| | | |
|---|--|--|
|  | <p>SKU No. 7755305.002</p> | <p>Color/Finish Polished Chrome (002)</p> |
| | <p>American Standard, NextGen Selectronic Integrated Faucet Battery Powered - SmartTherm - 0.5 GPM, 77% Water Reduction</p> <ul style="list-style-type: none"> • CR-P2 lithium battery installed in faucet - 5-year Battery Life • Electronic proximity faucets with programmable, multi-function sensor • Vandal-resistant metal construction with the sensor, solenoid valve and all electronics enclosed in the spout • 24" long flexible stainless steel inlet hose with integral strainer and 3/8" compression connection • Include an Integral ASSE 1070 Certified SmartTherm Safety Shut-Off • Removable mixing handle prevents user adjustment. Cover plug included • Range can be adjusted manually or with optional remote control • Optional deck plate for 4" (775P.400.002) or 8" (775P.800.002) centers and remote control (605XRCT) must be ordered separately • 0.5 gpm pressure-compensating, vandal-resistant laminar spray • ADA Compliant | |

AMERICAN STANDARD

CERAMICS & FITTINGS



SOAP DISPENSER



SKU No.
7770100.002

Color/Finish
Polished Chrome (002)

American Standard, Touchless Sensor-Operated Foam Soap Dispenser - Battery Powered

- Deck-mounted design with brass spout
- Touchless operation limits the spread of germs
- Dispenses universal bulk foam soap - Viscosity range: 1 - 20 cps
- Easy-To-Rise foam soap save water
- Waterproof electronic
- Portion control: 4 options to control the amount of soap dispensed per activation
- Initialization mode: Simplifies start-up by pumping soap through system

Power Source



- Includes 4 D-sized batteries
- Battery life 75,000 cycles
- Low battery indicator
- Includes 1,800 ml soap bottle with quick disconnect or convenient removal to fill and replace

AMERICAN STANDARD

CERAMICS & FITTINGS



Undermount Sinks

| | |
|---|---|
|  | <p>SKU No. 0495221.020</p> <p style="text-align: right;">Color/Finish White (020)</p> |
| | <p>American Standard, Small Ovalyn Under Counter Sink</p> <ul style="list-style-type: none"> • Under counter mount sink • Unglazed rim • Front overflow • Supplied with mounting kit and template • Made of vitreous china • ADA Compliant <p>Nominal Dimensions</p> <ul style="list-style-type: none"> • 14-1/8" X 17-1/8" <p>Bowl Sizes:</p> <ul style="list-style-type: none"> • 15"-1/16" wide • 12-1/16" front-to-back • 5-1/2" deep |
|  | <p>SKU No. 0614000.020</p> <p style="text-align: right;">Color/Finish White (020)</p> |
| | <p>American Standard, Studio Under Counter Sink</p> <ul style="list-style-type: none"> • Rectangle under counter mount sink • Unglazed rim • Made from vitreous china • Front overflow • Supplies with mounting kit and template • ADA Compliant <p>Bowl Size:</p> <ul style="list-style-type: none"> • 18-1/4" wide • 12-1/8" front to back • 6-3/4" deep |

AMERICAN STANDARD

CERAMICS & FITTINGS



ADA Wall-Hung Sink w/ Optional Shroud



SKU No.

9134001EC.020

Color/Finish

White (020)

American Standard, Decorum® 21 x 20-1/4-Inch Wall-Hung EverClean Sink With Center Hole Only

- Wall-hung sink
- Made of vitreous china
- Faucet holes - center hole only
- EverClean Antimicrobial Surface inhibits the growth of stain and odor causing bacteria, mold and mildew on the surface
- Recessed self-draining deck
- For concealed arm (by others) or wall support (wall hanger included)
- Rear overflow
- Recessed self-draining deck
- Optional acrylic (0062000) or vitreous china (0059020EC) shroud
- **ADA & TAS Compliant**

Nominal Dimensions

20-1/4" in x 21" in

Bowl Size

- 15 in (wide) x 14-9/16 in (front-to-back) x 5 in (deep)



SKU No.

0059020EC.020

Color/Finish

White (020)

American Standard, Vitreous China with EverClean for Wall-Hung Sink

- Vitreous china shroud/knee contact guard with EverClean
- For use, Murro and 9134 Decorum sinks
- EverClean Antimicrobial Surface inhibits the growth of stains and odor-causing bacteria, mold, and mildew on the surface
- Designed to conceal supply lines and p-trap
- Shroud mounting hardware included
- ADA compliant

AMERICAN STANDARD

CERAMICS & FITTINGS



PART OF LIXIL

Exposed Urinal Flush Valve - Piston-Type



SKU No.
6063013.002

Color/Finish
Polished Chrome (002)

American Standard, Selectronic Urinal Flush Valve - Piston-Type - PWRX® 10-Year Battery System - 0.125 GPF, 88% Water Savings

- **PWRX** 10-Year Battery System
- Electronic, proximity flush valves with programmable sensor
- Exclusive **DynaClean** self-cleaning wiper spring technology
- Integral wiper spring cleans refill orifice with every flush to help prevent valve run-on
- Proprietary brass alloy resists dezincification
- Fully mechanical manual override can operate without power
- Pressure-compensating flow regular keeps flush volume constant throughout the pressure range
- Can be installed left or right
- 11-1/2" rough-in
- **ADA Compliant**



SKU No.
6064051.002

Color/Finish
Polished Chrome (002)

American Standard, Selectronic Urinal Flush Valve - Piston-Type - PWRX® 10-Year Battery System - 0.5 GPF, 50% Water Savings

- **PWRX** 10-Year Battery System
- Electronic, proximity flush valves with programmable sensor
- Exclusive **DynaClean** self-cleaning wiper spring technology
- Integral wiper spring cleans refill orifice with every flush to help prevent valve run-on
- Proprietary brass alloy resists dezincification
- Fully mechanical manual override can operate without power
- Pressure-compensating flow regular keeps flush volume constant throughout the pressure range
- Can be installed left or right
- 11-1/2" rough-in
- **ADA Compliant**



SKU No.
6064101.002

Color/Finish
Polished Chrome (002)

American Standard, Selectronic Urinal Flush Valve - Piston-Type - PWRX® 10-Year Battery System - 1.0 GPF

- **PWRX** 10-Year Battery System
- Electronic, proximity flush valves with programmable sensor
- Exclusive **DynaClean** self-cleaning wiper spring technology
- Integral wiper spring cleans refill orifice with every flush to help prevent valve run-on
- Proprietary brass alloy resists dezincification
- Fully mechanical manual override can operate without power
- Pressure-compensating flow regular keeps flush volume constant throughout the pressure range
- Can be installed left or right
- 11-1/2" rough-in
- **ADA Compliant**

AMERICAN STANDARD

CERAMICS & FITTINGS



Exposed Urinal Flush Valve - Diaphragm-Type



SKU No.
6245013.002

Color/Finish
Polished Chrome (002)

American Standard, Ultima Selectronic Exposed Urinal Flush Valve - Diaphragm-Type Battery Powered, 0.125 GPF, 88% Water Savings

- For urinals with 3/4" exposed top spud
- Includes CR-p2 lithium battery with 5 year life (assuming 4,000 uses per month)
- Automatic touchless operation limits the spread of germs for a safer restroom
- Exclusive DynaClean self-cleaning wiper spring technology
- Integral wiper spring cleans refill orifice with every flush to help prevent valve run-on
- EvoLast premium chlorine and chloramine-resistant diaphragm
- Fully mechanical manual override button can flush the valve without power
- Proprietary brass alloy resists dezincification
- Detection range can be adjusted manually or with optional remote control
- Adjustable tailpiece for rough-in flexibility, Can be installed left- or right-handed
- **ADA Compliant**
- **WaterSense Certified**



SKU No.
6245051.002

Color/Finish
Polished Chrome (002)

American Standard, Ultima Selectronic Exposed Urinal Flush Valve - Diaphragm-Type Battery Powered, 0.5 GPF, 50% Water Savings

- For urinals with 3/4" exposed top spud
- Includes CR-p2 lithium battery with 5 year life (assuming 4,000 uses per month)
- Automatic touchless operation limits the spread of germs for a safer restroom
- Exclusive DynaClean self-cleaning wiper spring technology
- Integral wiper spring cleans refill orifice with every flush to help prevent valve run-on
- EvoLast premium chlorine and chloramine-resistant diaphragm
- Fully mechanical manual override button can flush the valve without power
- Proprietary brass alloy resists dezincification
- Detection range can be adjusted manually or with optional remote control
- Adjustable tailpiece for rough-in flexibility, Can be installed left- or right-handed
- **ADA Compliant**
- **WaterSense Certified**



SKU No.
6245101.002

Color/Finish
Polished Chrome (002)

American Standard, Ultima Selectronic Exposed Urinal Flush Valve - Diaphragm-Type Battery Powered, 1.0 GPF

- For urinals with 3/4" exposed top spud
- Includes CR-p2 lithium battery with 5 year life (assuming 4,000 uses per month)
- Automatic touchless operation limits the spread of germs for a safer restroom
- Exclusive DynaClean self-cleaning wiper spring technology
- Integral wiper spring cleans refill orifice with every flush to help prevent valve run-on
- EvoLast premium chlorine and chloramine-resistant diaphragm
- Fully mechanical manual override button can flush the valve without power
- Proprietary brass alloy resists dezincification
- Detection range can be adjusted manually or with optional remote control
- Adjustable tailpiece for rough-in flexibility, Can be installed left- or right-handed
- **ADA Compliant**
- **WaterSense Certified**

AMERICAN STANDARD

CERAMICS & FITTINGS



High Efficiency Urinals



SKU No.

6516001EC.002

Color/Finish

White (020)

American Standard, Greenbrook Urinal With EverClean - 0.125 GPF to 0.5 GPF

- High aesthetic vitreous china urinal with large footprint
- Urinal has optimized surface contours and water flushing spreader that rinses inverted back wall for superior splash protection
- High efficiency urinal (HEU) operates in the range of 0.125 gpf to 0.5 gpf
- 3/4" inlet spud with 2" outlet spud
- **EverClean** Antimicrobial Surface inhibits the growth of bacteria, mold and mildew on the surface
- Includes removable strainer and two wall hangers

Nominal Dimensions

- 15-1/8" x 16-5/8" x 27-1/2"



SKU No.

6042001EC.002

Color/Finish

White (020)

American Standard, Decorum 0.125 gpf Top Spud Urinal with EverClean

- Sleek, modern, compact design
- Vitreous china
- High efficiency 0.125 gpf
- **EverClean** Antimicrobial Surface inhibits the growth of bacteria, mold and mildew on the surface
- Powerful wash down action
- Deep bowl that helps to reduce splashing
- 3/4" inlet spud
- Outlet connection threaded 2" NPT
- Two wall hangers included
- Fixture only
- Chrome plated non-metallic strainer included
- Meets ANSI flush requirements at 0.125 gpf

Nominal Dimensions:

- 14" x 13-5/16" x 21-1/2"



SKU No.

6590001EC.020

Color/Finish

White (020)

American Standard, Washbrook FloWise Urinal With EverClean - 0.125 GPF to 1.0 GPF

- **EverClean** Antimicrobial Surface inhibits the growth of bacteria, mold and mildew on the surface
- High efficiency, low consumption operates in the range of 0.125 to 1.0 gpf
- Flush rim
- Elongated 14" rim front finished wall
- Washout flush action
- Extended sides for privacy
- 3/4" inlet spud
- Outlet connection threaded 2" NPT
- Two wall hangers included
- Fixture only
- Chrome plated non-metallic strainer included
- Meets ANSI flush requirements at 0.125 to 1.0 gpf

Nominal Dimensions

- 14-1/8" x 18-7/8" x 26-1/8"

American Standard



PRODUCT GUIDES

**SOLUTIONS FOR COMMERCIAL
CLASS A-TYPE OFFICE BUILDINGS**