



SHERATON HOTELS BY MARRIOTT - GENERATION 3

Marriott Global Design Standards

National Program Guide

June 2023



SHERATON



*American
Standard*



INAX

PART OF **LIXIL**

*American
Standard*

DXXV



INAX

PART OF **LIXIL**



ENERGY CONSERVATION ENERGY CREATION

Mega-solar power plant at the **LIXIL** Chita Plant in Japan

LIXIL is the most **comprehensive global company in the housing and building industry**. We provide **human-centric innovations** that **enhance** people's living space. From **sanitary fixtures** and **fittings** to a **full line-up** of materials for **residential and commercial**. We bring to market **beautiful design, reliable quality, innovation, environmentally-friendly products** with a **responsible approach to business and the planet**.

LIXIL Link to
Good Living

SHERATON HOTELS BY MARRIOTT - GENERATION 3





Marriott Global Design Standards

June 2023



SHERATON

SHOWER ONLY (STANDARD LAYOUT 1)

 	SKU No. 2057800A	P-Number PL-200-A1-LI_SINK-01	Color/Finish StarLight chrome	
	List	Net	Quantity 1	Total
	GROHE Linear 8" Widespread Two-Handle Bathroom Faucet M-Size Collection LINEARE Flow Rate 4.5 LPM (1.2 GPM) maximum flowrate Faucet Flow Control GROHE AquaGuide adjustable flow control Operation Manual Number of Handles Two handles Faucet Type Lavatory faucet Color / Finish StarLight chrome ADA ANSI A117.1 compliant EPA WaterSense EPA WaterSense® compliant			
 	SKU No. 0614000.020	P-Number PL-100-A1-LI_SNK-01	Color/Finish White finish	
	List	Net	Quantity 1	Total
	American Standard Studio Undercounter Sink Collection STUDIO Basin Type Lavatory Material Vitreous china Color / Finish White finish Mounting Counter mounted ADA ANSI A117.1 compliant			



SHERATON HOTELS BY MARRIOTT - GENERATION 3

Marriott Global Design Standards
June 2023



SHERATON

SHOWER ONLY (STANDARD LAYOUT 1)

	SKU No.	P-Number	Color/Finish
	9038074.002	PL-400-LI_SHR-03	Polished chrome
	List	Net	Quantity
1			
American Standard Spectra+™ 4-Function Showerhead			
Compliances and Certifications		ASME A112.18.1, CSA B125.1	
Color / Finish		Polished chrome	
Flow Control Device		Provides consistent flow over a wide pressure range	
Flow Rate		1.8 GPM (6.8 LPM) showerhead flowrate	
Function		4-Function (Drench to Sensitive to Jet to Massage)	
Installation		Installed on shower arm	
Manufacturer		American Standard	
Model Type		Showerhead	
Shower Head Type		Residential	
Spray		Allows the user to select the type of spray best suited to their needs	
EPA WaterSense		EPA WaterSense® compliant	
	SKU No.	P-Number	Color/Finish
	1660.241.002	PL-404-LI_SHR-03	Polished chrome
	List	Net	Quantity
1			
American Standard Modern Shower Arm			
Connection		13 mm (1/2") NPT Thread	
Color / Finish		Polished chrome	
Fixture Type		SHOWER ARM	
Manufacturer		American Standard	
Material		Brass construction	
Model Type		Modern	
Size		140 mm (5-1/2")	

SHERATON HOTELS BY MARRIOTT - GENERATION 3

Marriott Global Design Standards

June 2023



SHERATON

SHOWER ONLY (STANDARD LAYOUT 1)

	SKU No. 24111000	P-Number PL-504-LI_SHR-03	Color/Finish StarLight chrome	
	List	Net	Quantity 1	Total
	GROHE Grotherm Dual Function 2-Handle Thermostatic Trim Kit Type 2-Handle thermostatic Trim Suggested Rough Required rough-in-set sold separately: GROHE Valve Rapido SmartBox 35 601 000 Color / Finish StarLight chrome EPA WaterSense EPA WaterSense® compliant			
	SKU No. 35601000	P-Number PL-804-LI_SHR-03	Color/Finish	
	List	Net	Quantity 1	Total
	GROHE Rapido Smartbox Universal Rough-In Box			
	SKU No. 1405300M	P-Number PL-805-LI_SHR-03	Color/Finish	
	List	Net	Quantity 1	Total
	GROHE Service Stops Feature fits Grotherm SmartControl, SmartControl mixer and Grotherm 2-handle thermostatic trim sets in combination with GROHE Rapido SmartBox			




SHERATON HOTELS BY MARRIOTT - GENERATION 3

Marriott Global Design Standards
June 2023



SHERATON

SHOWER ONLY (STANDARD LAYOUT 1)

	SKU No. 29141000	P-Number PL-504-LI_SHR-03	Color/Finish GROHE StarLight
	List	Net	Quantity 1
	GROHE Grohtherm Smartcontrol Dual Function Thermostatic Trim With Control Module Kit Type Grohtherm SmartControl Dual Function Thermostatic Trim with Control Module Suggested Rough Required rough-in-set sold separately: GROHE Rapido SmartBox 35 601 000 Color / Finish GROHE StarLight		
	SKU No. 26466000	P-Number PL-401-LI_SHR-03	Color/Finish StarLight chrome
	List	Net	Quantity 1
	GROHE Euphoria Cosmopolitan Stick Hand Shower Series Name EUPHORIA Fixture Type Hand shower Color / Finish StarLight chrome		
	SKU No. 28629000	P-Number PL-405-LI_SHR-03	Color/Finish StarLight chrome
	List	Net	Quantity 1
	GROHE Relexa Shower Wall Union, 1/2" Connection Type 1/2" NPT female threads Color / Finish StarLight chrome Fixture Type RELEXA Shower Wall Union, 1/2" Manufacturer GROHE Shower Holder With shower holder		


SHERATON HOTELS BY MARRIOTT - GENERATION 3

Marriott Global Design Standards
June 2023



SHERATON

SHOWER ONLY (STANDARD LAYOUT 1)

	SKU No.	P-Number	Color/Finish
	28143000	PL-406-LI_SHR-03	Starlight chrome
	List	Net	Quantity
		1	
	GROHE Relaxaflex Metal Longlife Metal Shower Hose 1500		
	Connection	Universal connection G 1/2" x 1/2"	
	Color / Finish	Starlight chrome	
	Heat Resistance	165 °F	
	Length	1499 mm (59") long	
	Material	Metal	
	Pressure Resistance	Pressure resistance up to 16 bar	
	Tensile Strength	Tensile strength 500 N	
	SKU No.	P-Number	Color/Finish
	07911000	PL-505-LI_SHR-03	Starlight chrome
	List	Net	Quantity
		1	
	GROHE 1/2" Inline Vacuum Breaker		
	Application	Inline	
	Color / Finish	Starlight chrome	
	Fixture Type	Vacuum breaker	
	Manufacturer	GROHE	
	Size	13 mm (1/2")	



SHERATON HOTELS BY MARRIOTT - GENERATION 3

Marriott Global Design Standards
June 2023



SHERATON

SHOWER ONLY (STANDARD LAYOUT 1)

	SKU No.	P-Number	Color/Finish
	D2210AA108.415	PL-302-L/R-DX_WCL-02	Canvas white
	List	Net	Quantity
		1	
	DXV Two-Piece Right Height® Elongated Single Flush Toilet		
	Collection	EQUILITY™	
	Fixture Type	Toilet	
	Toilet Type	Tank type	
	Mounting And Waste	Floor mounted with floor outlet	
	Toilet Water Consumption	High Efficiency HET 4.8 LPF (1.28 GPF)	
	Material	Vitreous china	
	Antimicrobial	EverClean® antimicrobial surface	
	Color / Finish	Canvas white	
	Bowl Shape	Elongated bowl	
	SKU No.	P-Number	Color/Finish
	D2210AA109.415	PL-302-L/R-DX_WCL-02	Canvas white
	List	Net	Quantity
		1	
	DXV Two-Piece Right Height® Elongated Single Flush Toilet		
	Collection	EQUILITY™	
	Fixture Type	Toilet	
	Toilet Type	Tank type	
	Mounting And Waste	Floor mounted with floor outlet	
	Toilet Water Consumption	High Efficiency HET 4.8 LPF (1.28 GPF)	
	Material	Vitreous china	
	Antimicrobial	EverClean® antimicrobial surface	
	Color / Finish	Canvas white	
	Bowl Shape	Elongated bowl	

SHERATON HOTELS BY MARRIOTT - GENERATION 3


Marriott Global Design Standards

June 2023



SHERATON

SHOWER ONLY (STANDARD LAYOUT 1)

	SKU No.	P-Number	Color/Finish
	D2210AA200.415	PL-301-DX_WCL-01	Canvas white
	List	Net	Quantity
		1	
DXV (Formerly Lyndon®) Two-Piece Right Height® Elongated Dual Flush Toilet			
Collection	EQUILITY™		
Fixture Type	Toilet		
Toilet Type	Tank type		
Mounting And Waste	Floor mounted with floor outlet		
Toilet Water Consumption	3.8 LPF (1.0 GPF) partial flush and 4.8 LPF (1.28 GPF) full flush		
Material	Vitreous china		
Antimicrobial	EverClean® antimicrobial surface		
Color / Finish	Canvas white		
Bowl Shape	Elongated bowl		





SHERATON HOTELS BY MARRIOTT - GENERATION 3

Marriott Global Design Standards
June 2023



SHERATON

TUB/SHOWER COMBO (STANDARD LAYOUT 2)

 	SKU No. 2057800A	P-Number PL-200-A1-LI_SINK-01	Color/Finish StarLight chrome	
	List	Net	Quantity 1	Total
	GROHE Linear 8" Widespread Two-Handle Bathroom Faucet M-Size			
	Collection	LINEARE		
	Flow Rate	4.5 LPM (1.2 GPM) maximum flowrate		
	Faucet Flow Control	GROHE AquaGuide adjustable flow control		
	Operation	Manual		
	Number of Handles	Two handles		
	Faucet Type	Lavatory faucet		
	Color / Finish	StarLight chrome		
	ADA	ANSI A117.1 compliant		
	EPA WaterSense	EPA WaterSense® compliant		
 	SKU No. 0614000.020	P-Number PL-100-A1-LI_SNK-01	Color/Finish White finish	
	List	Net	Quantity 1	Total
	American Standard Studio Undercounter Sink			
	Collection	STUDIO		
	Basin Type	Lavatory		
	Material	Vitreous china		
	Color / Finish	White finish		
	Mounting	Counter mounted		
	ADA	ANSI A117.1 compliant		



SHERATON HOTELS BY MARRIOTT - GENERATION 3

Marriott Global Design Standards
June 2023



SHERATON

TUB/SHOWER COMBO (STANDARD LAYOUT 2)

	SKU No. 9038074.002	P-Number PL-400-LI_TUB-03	Color/Finish Polished chrome	
	List	Net	Quantity 1	Total
	American Standard Spectra+™ 4-Function Showerhead Compliances and Certifications ASME A112.18.1, CSA B125.1 Color / Finish Polished chrome Flow Control Device Provides consistent flow over a wide pressure range Flow Rate 1.8 GPM (6.8 LPM) showerhead flowrate Function 4-Function (Drench to Sensitive to Jet to Massage) Installation Installed on shower arm Manufacturer American Standard Model Type Showerhead Shower Head Type Residential Spray Allows the user to select the type of spray best suited to their needs EPA WaterSense EPA WaterSense® compliant			
	SKU No. 1660.241.002	P-Number PL-404-LI_TUB-03	Color/Finish Polished chrome	
	List	Net	Quantity 1	Total
	American Standard Modern Shower Arm Connection 13 mm (1/2") NPT Thread Color / Finish Polished chrome Fixture Type SHOWER ARM Manufacturer American Standard Material Brass construction Model Type Modern Size 140 mm (5-1/2")			

SHERATON HOTELS BY MARRIOTT - GENERATION 3


Marriott Global Design Standards

June 2023



SHERATON

TUB/SHOWER COMBO (STANDARD LAYOUT 2)

	SKU No. 29142000	P-Number PL-506-LI_TUB-03	Color/Finish StarLight chrome	
	List	Net	Quantity 1	Total
	GROHE Grohtherm Smartcontrol Triple Function Thermostatic Trim With Control Module			
	Kit Type	Grohtherm SmartControl triple function thermostatic Trim with control Module		
	Suggested Rough Valve	Requires Grohtherm Rapido SmartBox (35601) (sold separately)		
	Color / Finish	GROHE StarLight		
	SKU No. 35601000	P-Number PL-804-LI_TUB-03	Color/Finish	
	List	Net	Quantity 1	Total
	GROHE Rapido Smartbox Universal Rough-In Box			
	SKU No. 1405300M	P-Number PL-805-LI_TUB-03	Color/Finish	
	List	Net	Quantity 1	Total
	GROHE Service Stops			
	Feature	fits Grohtherm SmartControl, SmartControl mixer and Grohtherm 2-handle thermostatic trim sets in combination with GROHE Rapido SmartBox		




SHERATON HOTELS BY MARRIOTT - GENERATION 3

Marriott Global Design Standards
June 2023



SHERATON

TUB/SHOWER COMBO (STANDARD LAYOUT 2)

	SKU No. 29330000	P-Number PL-500-LI_TUB-03	Color/Finish
	List	Net	Quantity 1
	GROHE Linear Pressure Balance Trim With Cartridge Kit Type Valve trim		
	SKU No. 35110000	P-Number PL-500-LI_TUB-03	Color/Finish
	List	Net	Quantity 1
	GROHE Pressure Balance Valve Rough With Universal With Service Stops Cartridge Cartridge ships with the trim		
	SKU No. 26466000	P-Number PL-401-LI_TUB-03	Color/Finish StarLight chrome
	List	Net	Quantity 1
	GROHE Euphoria Cosmopolitan Stick Hand Shower Series Name EUPHORIA Fixture Type Hand shower Color / Finish StarLight chrome		

SHERATON HOTELS BY MARRIOTT - GENERATION 3

Marriott Global Design Standards

June 2023



SHERATON

TUB/SHOWER COMBO (STANDARD LAYOUT 2)

	SKU No.	P-Number	Color/Finish
	28629000	PL-405-LI_TUB-03	StarLight chrome
	List	Net	Quantity
		1	
	GROHE Relaxa Shower Wall Union, 1/2"		
	Connection Type	1/2" NPT female threads	
	Color / Finish	StarLight chrome	
	Fixture Type	RELEXA Shower Wall Union, 1/2"	
	Manufacturer	GROHE	
	Shower Holder	With shower holder	
	SKU No.	P-Number	Color/Finish
	28143000	PL-406-A1-LI_TUB-03	Starlight chrome
	List	Net	Quantity
		1	
	GROHE Relaxaflex Metal Longlife Metal Shower Hose 1500		
	Connection	Universal connection G 1/2" x 1/2"	
	Color / Finish	Starlight chrome	
	Heat Resistance	165 °F	
	Length	1499 mm (59") long	
	Material	Metal	
	Pressure Resistance	Pressure resistance up to 16 bar	
	Tensile Strength	Tensile strength 500 N	

SHERATON HOTELS BY MARRIOTT - GENERATION 3



Marriott Global Design Standards

June 2023



SHERATON

TUB/SHOWER COMBO (STANDARD LAYOUT 2)

	SKU No. 28025000	P-Number PL-406-A2-LI_TUB-03	Color/Finish Starlight chrome	
	List	Net	Quantity 1	Total
	GROHE Rotaflex Metal Longlife			
	Connection	Universal connection G 1/2" x 1/2" inlets and outlets		
	Cover	Removable protection cover with installation information		
	Color / Finish	Starlight chrome		
	Function	Rotation cone for Twist-free function		
	Length	1753 mm (69") long		
	Material	Metal		
	Pressure Resistance	Pressure resistance: up to 16 bar		
	Stops	Silicone strip prevents hand shower from turning while in body spray position		
	Tensile Strength	Tensile strength 500 N		
	SKU No. 07911000	P-Number PL-505-LI_TUB-03	Color/Finish Starlight chrome	
	List	Net	Quantity 1	Total
	GROHE 1/2" Inline Vacuum Breaker			
	Application	Inline		
	Color / Finish	Starlight chrome		
	Fixture Type	Vacuum breaker		
	Manufacturer	GROHE		
	Size	13 mm (1/2")		



SHERATON HOTELS BY MARRIOTT - GENERATION 3

Marriott Global Design Standards
June 2023



SHERATON

TUB/SHOWER COMBO (STANDARD LAYOUT 2)

	SKU No. 2390.2021CH.020	P-Number PL-601-L-LI_TUB-03	Color/Finish White	
	List	Net	Quantity 1	Total
	American Standard Princeton® Recess Bath (Below Floor Installation) Installation Alcove Bath Type Bathing pool Material Americast® brand engineered material, Acid resistant porcelain finish Color / Finish White Installed Size 60 x 30 x 17-1/2" (1524 x 762 x 445 mm) Dimensions 1524 x 762 x 356 mm (60" x 30" x 14")			
	SKU No. 2391.2021CH.020	P-Number PL-601-R-LI_TUB-03	Color/Finish White	
	List	Net	Quantity 1	Total
	American Standard Princeton® Recess Bath (Below Floor Installation) Installation Alcove Bath Type Bathing pool Material Americast® brand engineered material, Acid resistant porcelain finish Color / Finish White Installed Size 60 x 30 x 17-1/2" (1524 x 762 x 445 mm) Dimensions 1524 x 762 x 356 mm (60" x 30" x 14")			

SHERATON HOTELS BY MARRIOTT - GENERATION 3



Marriott Global Design Standards

June 2023



SHERATON

TUB/SHOWER COMBO (STANDARD LAYOUT 2)

	SKU No.	P-Number	Color/Finish
	D2210AA108.415	PL-302-L/R-DX_WCL-02	Canvas white
	List	Net	Quantity
		1	
	DXV Two-Piece Right Height® Elongated Single Flush Toilet		
	Collection	EQUILITY™	
	Fixture Type	Toilet	
	Toilet Type	Tank type	
	Mounting And Waste	Floor mounted with floor outlet	
	Toilet Water Consumption	High Efficiency HET 4.8 LPF (1.28 GPF)	
	Material	Vitreous china	
	Antimicrobial	EverClean® antimicrobial surface	
	Color / Finish	Canvas white	
	Bowl Shape	Elongated bowl	
	SKU No.	P-Number	Color/Finish
	D2210AA109.415	PL-302-L/R-DX_WCL-02	Canvas white
	List	Net	Quantity
		1	
	DXV Two-Piece Right Height® Elongated Single Flush Toilet		
	Collection	EQUILITY™	
	Fixture Type	Toilet	
	Toilet Type	Tank type	
	Mounting And Waste	Floor mounted with floor outlet	
	Toilet Water Consumption	High Efficiency HET 4.8 LPF (1.28 GPF)	
	Material	Vitreous china	
	Antimicrobial	EverClean® antimicrobial surface	
	Color / Finish	Canvas white	
	Bowl Shape	Elongated bowl	

SHERATON HOTELS BY MARRIOTT - GENERATION 3

Marriott Global Design Standards

June 2023



SHERATON

TUB/SHOWER COMBO (STANDARD LAYOUT 2)

	SKU No.	P-Number	Color/Finish
	D2210AA200.415	PL-301-DX_WCL-01	Canvas white
	List	Net	Quantity
			Total
			1
	DXV (Formerly Lyndon®) Two-Piece Right Height® Elongated Dual Flush Toilet		
	Collection	EQUILITY™	
	Fixture Type	Toilet	
	Toilet Type	Tank type	
	Mounting And Waste	Floor mounted with floor outlet	
	Toilet Water Consumption	3.8 LPF (1.0 GPF) partial flush and 4.8 LPF (1.28 GPF) full flush	
	Material	Vitreous china	
	Antimicrobial	EverClean® antimicrobial surface	
	Color / Finish	Canvas white	
	Bowl Shape	Elongated bowl	







SHERATON HOTELS BY MARRIOTT - GENERATION 3

Marriott Global Design Standards
June 2023



ADA SHOWER ONLY - ROLL-IN (ADA SHOWER LAYOUT 3)

 	SKU No. 2057800A	P-Number PL-200-A1-LI_SINK-01	Color/Finish StarLight chrome	
	List	Net	Quantity 1	Total
	GROHE Linear 8" Widespread Two-Handle Bathroom Faucet M-Size Collection LINEARE Flow Rate 4.5 LPM (1.2 GPM) maximum flowrate Faucet Flow Control GROHE AquaGuide adjustable flow control Operation Manual Number of Handles Two handles Faucet Type Lavatory faucet Color / Finish StarLight chrome ADA ANSI A117.1 compliant EPA WaterSense EPA WaterSense® compliant			
 	SKU No. 0614000.020	P-Number PL-100-A1-LI_SNK-01	Color/Finish White finish	
	List	Net	Quantity 1	Total
	American Standard Studio Undercounter Sink Collection STUDIO Basin Type Lavatory Material Vitreous china Color / Finish White finish Mounting Counter mounted ADA ANSI A117.1 compliant			



SHERATON HOTELS BY MARRIOTT - GENERATION 3

Marriott Global Design Standards
June 2023



SHERATON

ADA SHOWER ONLY - ROLL-IN (ADA SHOWER LAYOUT 3)

	SKU No.	P-Number	Color/Finish
	9038074.002	PL-400-LI_SHR-02	Polished chrome
	List	Net	Quantity
American Standard Spectra+™ 4-Function Showerhead			
Compliances and Certifications		ASME A112.18.1, CSA B125.1	
Color / Finish		Polished chrome	
Flow Control Device		Provides consistent flow over a wide pressure range	
Flow Rate		1.8 GPM (6.8 LPM) showerhead flowrate	
Function		4-Function (Drench to Sensitive to Jet to Massage)	
Installation		Installed on shower arm	
Manufacturer		American Standard	
Model Type		Showerhead	
Shower Head Type		Residential	
Spray		Allows the user to select the type of spray best suited to their needs	
EPA WaterSense		EPA WaterSense® compliant	
	SKU No.	P-Number	Color/Finish
	1660.241.002	PL-404-LI_SHR-02	Polished chrome
	List	Net	Quantity
American Standard Modern Shower Arm			
Connection		13 mm (1/2") NPT Thread	
Color / Finish		Polished chrome	
Fixture Type		SHOWER ARM	
Manufacturer		American Standard	
Material		Brass construction	
Model Type		Modern	
Size		140 mm (5-1/2")	

SHERATON HOTELS BY MARRIOTT - GENERATION 3

Marriott Global Design Standards

June 2023



SHERATON

ADA SHOWER ONLY - ROLL-IN (ADA SHOWER LAYOUT 3)

	SKU No. 29330000	P-Number PL-500-A1-LI_SHR-02	Color/Finish StarLight chrome	
	List	Net	Quantity 1	Total
	GROHE Linear Pressure Balance Trim With Cartridge Kit Type Valve trim			
	SKU No. 35110000	P-Number PL-500-A1-LI_SHR-02	Color/Finish	
	List	Net	Quantity 1	Total
	GROHE Pressure Balance Valve Rough With Universal With Service Stops Cartridge Cartridge ships with the trim			
	SKU No. 29108001	P-Number PL-501-A1-LI_SHR-02	Color/Finish StarLight chrome	
	List	Net	Quantity 1	Total
	GROHE Concetto 2-Way Diverter Trim (Shower Head/Hand Shower) ADA ADA compliant Color / Finish StarLight chrome Fixture Type CON CETTO 2-Way diverter trim (Shower head/Hand shower) Handle Metal lever handle for 2 outlets: shower head/hand shower International Code Council (ICC) ICC/ANSI A117.1 Manufacturer GROHE Maximum Diverting Outlets 2 Way Rough Valve For use with 2-way diverter rough-in valves (29 900) or (29 901)			



SHERATON HOTELS BY MARRIOTT - GENERATION 3

Marriott Global Design Standards

June 2023



SHERATON

ADA SHOWER ONLY - ROLL-IN (ADA SHOWER LAYOUT 3)

	SKU No.	P-Number	Color/Finish
	29900000	PL-803-A2-LI_SHR-02	
	List	Net	Quantity 1
GROHE 2-Way Diverter Rough-In Valve (Discrete Functions)			
ADA Compliance	ADA compliant: requires less than 5 lbs/22.2 N force to operate handle		
ASME Compliance	ASME A112.18.1		
CALGreen Compliance	CALGreen compliant		
Connection Size	plasterguard included 1/2" NPT		
CSA Compliance	CSA B125.1		
Function	2 discrete functions		
Inlet	1 inlet		
Model	29900		
Number of Outlets	2 outlet		
	SKU No.	P-Number	Color/Finish
	29901000	PL-803-A1-LI_SHR-02	
	List	Net	Quantity 1
GROHE 2-Way Diverter Rough-In Valve (Shared Functions)			
ADA Compliance	ADA compliant: requires less than 5 lbs/22.2 N force to operate handle		
ASME Compliance	ASME A112.18.1		
Connection	plasterguard included 1/2" NPT		
CSA Compliance	CSA B125.1		
Inlet	1 inlet		
Model	29901		
Outlet	2 outlets		

SHERATON HOTELS BY MARRIOTT - GENERATION 3

Marriott Global Design Standards

June 2023



SHERATON

ADA SHOWER ONLY - ROLL-IN (ADA SHOWER LAYOUT 3)

	SKU No. 24111000	P-Number PL-504-LI_SHR-02	Color/Finish StarLight chrome	
	List	Net	Quantity 1	Total
	GROHE Grohtherm Dual Function 2-Handle Thermostatic Trim			
	Kit Type		2-Handle thermostatic Trim	
Suggested Rough Valve		Required rough-in-set sold separately: GROHE Rapido SmartBox 35 601 000		
Color / Finish		StarLight chrome		
EPA WaterSense		EPA WaterSense® compliant		
	SKU No. 35601000	P-Number PL-804-LI_SHR-02	Color/Finish	
	List	Net	Quantity 1	Total
	GROHE Rapido Smartbox Universal Rough-In Box			
	(Additional descriptive text for this item would go here)			
	SKU No. 1405300M	P-Number PL-805-LI_SHR-02	Color/Finish	
	List	Net	Quantity 1	Total
	GROHE Service Stops			
	Feature		fits Grohtherm SmartControl, SmartControl mixer and Grohtherm 2-handle thermostatic trim sets in combination with GROHE Rapido SmartBox	

SHERATON HOTELS BY MARRIOTT - GENERATION 3

Marriott Global Design Standards

June 2023



SHERATON

ADA SHOWER ONLY - ROLL-IN (ADA SHOWER LAYOUT 3)

	SKU No. 2726500E	P-Number PL-402-LI_SHR-02	Color/Finish StarLight chrome	
	List	Net	Quantity 1	Total
	GROHE Euphoria 110 Mono Hand Shower Flow Rate EcoJoy 1.5 GPM (5.7 l/min) flow restrictor Color / Finish StarLight chrome			
	SKU No. 95866000	P-Number PL-403-LI_SHR-02	Color/Finish Starlight chrome	
	List	Net	Quantity 1	Total
	GROHE Volume Control For Shower Heads & Hand Showers ANSI Compliance ICC/ANSI A117.1 Color / Finish Starlight chrome Flow Rate Adjusts from 2.5 GPM to a trickle flow Non-Positive Shutoff Non-Positive shutoff			
	SKU No. 07911000	P-Number PL-505-LI_SHR-02	Color/Finish Starlight chrome	
	List	Net	Quantity 1	Total
	GROHE 1/2" Inline Vacuum Breaker Application Inline Color / Finish Starlight chrome Fixture Type Vacuum breaker Manufacturer GROHE Size 13 mm (1/2")			

SHERATON HOTELS BY MARRIOTT - GENERATION 3



Marriott Global Design Standards

June 2023



SHERATON

ADA SHOWER ONLY - ROLL-IN (ADA SHOWER LAYOUT 3)

	SKU No. 27522000	P-Number PL-407-LI_SHR-02	Color/Finish Starlight chrome	
	List	Net	Quantity 1	Total
	GROHE Tempesta Cosmopolitan 36" Shower Bar ASME Compliance ASME A112.18.1 CSA Compliance CSA B125.1 EPA Compliance Energy Policy Act of 1992 Color / Finish Starlight chrome Height 36" (920 mm) Holder With wall holders, Glide element and swivel hand shower holder Manufacturer GROHE			
	SKU No. 28025000	P-Number PL-406-A2-LI_SHR-02	Color/Finish Starlight chrome	
	List	Net	Quantity 1	Total
	GROHE Rotaflex Metal Longlife Connection Universal connection G 1/2" x 1/2" inlets and outlets Cover Removable protection cover with installation information Color / Finish Starlight chrome Function Rotation cone for Twist-free function Length 1753 mm (69") long Material Metal Pressure Resistance Pressure resistance: up to 16 bar Stops Silicone strip prevents hand shower from turning while in body spray position Tensile Strength Tensile strength 500 N			

SHERATON HOTELS BY MARRIOTT - GENERATION 3

Marriott Global Design Standards

June 2023



SHERATON

ADA SHOWER ONLY - ROLL-IN (ADA SHOWER LAYOUT 3)

	SKU No.	P-Number	Color/Finish
	27074000	PL-408-LI_TUB-02	StarLight chrome
	List	Net	Quantity
		1	
	GROHE Rainshower Wall Hand Shower Holder		
	ASME Compliance	ASME A112.18.1	
	CEC	LOGO CEC	
	CSA Compliance	CSA B125.1	
	Color / Finish	StarLight chrome	
	Manufacturer	GROHE	
	UPC	cUPC compliant	
	SKU No.	P-Number	Color/Finish
	28672000	PL-409-LI_SHR-02	StarLight chrome
	List	Net	Quantity
		1	
	GROHE Shower Outlet Elbow, 1/2"		
	Collection	RELAXA	
	Connection Type	1/2" NPT Female Threads	
	Color / Finish	StarLight chrome	
	Manufacturer	GROHE	

SHERATON HOTELS BY MARRIOTT - GENERATION 3



Marriott Global Design Standards

June 2023



SHERATON

ADA SHOWER ONLY - ROLL-IN (ADA SHOWER LAYOUT 3)

	SKU No. D2210AA108.415	P-Number PL-302-L/R-DX_WCL-02	Color/Finish Canvas white	
	List	Net	Quantity 1	Total
	DXV Two-Piece Right Height® Elongated Single Flush Toilet Collection EQUILITY™ Fixture Type Toilet Toilet Type Tank type Mounting And Waste Floor mounted with floor outlet Toilet Water High Efficiency HET 4.8 LPF (1.28 GPF) Consumption Material Vitreous china Antimicrobial EverClean® antimicrobial surface Color / Finish Canvas white Bowl Shape Elongated bowl			
	SKU No. D2210AA109.415	P-Number PL-302-L/R-DX_WCL-02	Color/Finish Canvas white	
	List	Net	Quantity 1	Total
	DXV Two-Piece Right Height® Elongated Single Flush Toilet Collection EQUILITY™ Fixture Type Toilet Toilet Type Tank type Mounting And Waste Floor mounted with floor outlet Toilet Water High Efficiency HET 4.8 LPF (1.28 GPF) Consumption Material Vitreous china Antimicrobial EverClean® antimicrobial surface Color / Finish Canvas white Bowl Shape Elongated bowl			

SHERATON HOTELS BY MARRIOTT - GENERATION 3


Marriott Global Design Standards

June 2023



SHERATON

ADA SHOWER ONLY - ROLL-IN (ADA SHOWER LAYOUT 3)

	SKU No.	P-Number	Color/Finish
	D2210AA200.415	PL-301-DX_WCL-01	Canvas white
	List	Net	Quantity
		1	
DXV (Formerly Lyndon®) Two-Piece Right Height® Elongated Dual Flush Toilet			
Collection	EQUILITY™		
Fixture Type	Toilet		
Toilet Type	Tank type		
Mounting And Waste	Floor mounted with floor outlet		
Toilet Water Consumption	3.8 LPF (1.0 GPF) partial flush and 4.8 LPF (1.28 GPF) full flush		
Material	Vitreous china		
Antimicrobial	EverClean® antimicrobial surface		
Color / Finish	Canvas white		
Bowl Shape	Elongated bowl		

SHERATON HOTELS BY MARRIOTT - GENERATION 3

Marriott Global Design Standards
June 2023



SHERATON

ADA TUB/SHOWER COMBO (LAYOUT 4)

	SKU No.	P-Number	Color/Finish	
	2057800A	PL-200-A1-LI_SINK-01	StarLight chrome	
	List	Net	Quantity	Total
	GROHE Linear 8" Widespread Two-Handle Bathroom Faucet M-Size			
	Collection	LINEARE		
	Flow Rate	4.5 LPM (1.2 GPM) maximum flowrate		
	Faucet Flow Control	GROHE AquaGuide adjustable flow control		
	Operation	Manual		
	Number of Handles	Two handles		
	Faucet Type	Lavatory faucet		
	Color / Finish	StarLight chrome		
	ADA	ANSI A117.1 compliant		
	EPA WaterSense	EPA WaterSense® compliant		
	SKU No.	P-Number	Color/Finish	
	0614000.020	PL-100-A1-LI_SNK-01	White finish	
	List	Net	Quantity	Total
	American Standard Studio Undercounter Sink			
	Collection	STUDIO		
	Basin Type	Lavatory		
	Material	Vitreous china		
	Color / Finish	White finish		
	Mounting	Counter mounted		
	ADA	ANSI A117.1 compliant		

SHERATON HOTELS BY MARRIOTT - GENERATION 3



Marriott Global Design Standards

June 2023



SHERATON

ADA TUB/SHOWER COMBO (LAYOUT 4)

	SKU No.	P-Number	Color/Finish
	9038074.002	PL-400-LI_TUB-02	Polished chrome
	List	Net	Quantity
1			
American Standard Spectra+™ 4-Function Showerhead			
Compliances and Certifications		ASME A112.18.1, CSA B125.1	
Color / Finish		Polished chrome	
Flow Control Device		Provides consistent flow over a wide pressure range	
Flow Rate		1.8 GPM (6.8 LPM) showerhead flowrate	
Function		4-Function (Drench to Sensitive to Jet to Massage)	
Installation		Installed on shower arm	
Manufacturer		American Standard	
Model Type		Showerhead	
Shower Head Type		Residential	
Spray		Allows the user to select the type of spray best suited to their needs	
EPA WaterSense		EPA WaterSense® compliant	
	SKU No.	P-Number	Color/Finish
	1660.241.002	PL-404-LI_TUB-02	Polished chrome
	List	Net	Quantity
1			
American Standard Modern Shower Arm			
Connection		13 mm (1/2") NPT Thread	
Color / Finish		Polished chrome	
Fixture Type		SHOWER ARM	
Manufacturer		American Standard	
Material		Brass construction	
Model Type		Modern	
Size		140 mm (5-1/2")	

SHERATON HOTELS BY MARRIOTT - GENERATION 3

Marriott Global Design Standards
June 2023



SHERATON

ADA TUB/SHOWER COMBO (LAYOUT 4)

	SKU No.	P-Number	Color/Finish
	29106001	PL-501-A2-LI_TUB-02	StarLight chrome
	List	Net	Quantity 1
GROHE Concetto 3-Way Diverter Trim (Shower Head/Hand Shower/Tub Spout)			
ADA Compliance	ADA compliant		
ANSI Compliance	ICC/ANSI A117.1		
Color / Finish	StarLight chrome		
Handle	Metal lever handle		
Manufacturer	GROHE		
Maximum Diverting	2 Way		
Outlets			
Outlet	3 outlets: shower head/hand shower/tub spout		
Suggested Rough Valve	29902, 29903		
	SKU No.	P-Number	Color/Finish
	29902000	PL-803-A1-LI_TUB-02	
	List	Net	Quantity 1
GROHE 3-Way Diverter Rough-In Valve (Discrete Functions)			
ADA Compliance	ADA compliant: requires less than 5 lbs/22.2 N force to operate handle		
ASME Compliance	ASME A112.18.1		
CALGreen Compliance	CALGreen compliant		
Connection Size	plasterguard included 1/2" NPT		
CSA Compliance	CSA B125.1		
Function	3 discrete functions		
Inlet	1 inlet		
Model	29902		
Number of Outlets	3 outlets		

SHERATON HOTELS BY MARRIOTT - GENERATION 3

Marriott Global Design Standards
June 2023



SHERATON

ADA TUB/SHOWER COMBO (LAYOUT 4)

	SKU No. 29903000	P-Number PL-803-A2-LI_TUB-02	Color/Finish
	List	Net	Quantity 1 Total
	GROHE 3-Way Diverter Rough-In Valve (Shared Functions)		
	ADA Compliance	ADA compliant: requires less than 5 lbs/22.2 N force to operate handle	
	ASME Compliance	ASME A112.18.1	
	Connection Size	plasterguard included 1/2" NPT	
	CSA Compliance	CSA B125.1	
	Function	3 shared functions	
	Inlet	1 inlet	
	Model	29903	
	Number of Outlets	3 outlets	
	SKU No. 2726500E	P-Number PL-402-LI_TUB-02	Color/Finish StarLight chrome
	List	Net	Quantity 1 Total
	GROHE Euphoria 110 Mono Hand Shower		
	Flow Rate	EcoJoy 1.5 GPM (5.7 l/min) flow restrictor	
	Color / Finish	StarLight chrome	
	SKU No. 95866000	P-Number PL-403-LI_TUB-02	Color/Finish Starlight chrome
	List	Net	Quantity 1 Total
	GROHE Volume Control For Shower Heads & Hand Showers		
	ANSI Compliance	ICC/ANSI A117.1	
	Color / Finish	Starlight chrome	
	Flow Rate	Adjusts from 2.5 GPM to a trickle flow	
	Non-Positive Shutoff	Non-Positive shutoff	

SHERATON HOTELS BY MARRIOTT - GENERATION 3



Marriott Global Design Standards

June 2023



SHERATON

ADA TUB/SHOWER COMBO (LAYOUT 4)

	SKU No. 07911000	P-Number PL-505-LI_TUB-02	Color/Finish Starlight chrome	
	List	Net	Quantity 1	Total
	GROHE 1/2" Inline Vacuum Breaker		Application Inline	Color / Finish Starlight chrome
	Fixture Type Vacuum breaker	Manufacturer GROHE	Size 13 mm (1/2")	
	SKU No. 27522000	P-Number PL-407-LI_TUB-02	Color/Finish Starlight chrome	
	List	Net	Quantity 1	Total
	GROHE Tempesta Cosmopolitan 36" Shower Bar		ASME Compliance ASME A112.18.1	CSA Compliance CSA B125.1
	EPA Compliance Energy Policy Act of 1992	Color / Finish Starlight chrome	Height 36" (920 mm)	
	Holder With wall holders, Glide element and swivel hand shower holder	Manufacturer GROHE		

SHERATON HOTELS BY MARRIOTT - GENERATION 3



Marriott Global Design Standards

June 2023



SHERATON

ADA TUB/SHOWER COMBO (LAYOUT 4)

	SKU No.	P-Number	Color/Finish
	28025000	PL-406-A2-LI_TUB-02	Starlight chrome
	List	Net	Quantity
		1	
	GROHE Rotaflex Metal Longlife		
Connection	Universal connection G 1/2" x 1/2" inlets and outlets		
Cover	Removable protection cover with installation information		
Color / Finish	Starlight chrome		
Function	Rotation cone for Twist-free function		
Length	1753 mm (69") long		
Material	Metal		
Pressure Resistance	Pressure resistance: up to 16 bar		
Stops	Silicone strip prevents hand shower from turning while in body spray position		
Tensile Strength	Tensile strength 500 N		
	SKU No.	P-Number	Color/Finish
	27074000	PL-408-LI_TUB-02	StarLight chrome
	List	Net	Quantity
		1	
	GROHE Rainshower Wall Hand Shower Holder		
ASME Compliance	ASME A112.18.1		
CEC	LOGO CEC		
CSA Compliance	CSA B125.1		
Color / Finish	StarLight chrome		
Manufacturer	GROHE		
UPC	cUPC compliant		

SHERATON HOTELS BY MARRIOTT - GENERATION 3



Marriott Global Design Standards

June 2023



SHERATON

ADA TUB/SHOWER COMBO (LAYOUT 4)

	SKU No. 28672000	P-Number PL-409-LI_TUB-02	Color/Finish StarLight chrome
	List	Net	Quantity 1
	GROHE Shower Outlet Elbow, 1/2" Collection RELAXA Connection Type 1/2" NPT Female Threads Color / Finish StarLight chrome Manufacturer GROHE		
	SKU No. 2390.2021CH.020	P-Number PL-601-L-LI_TUB-02	Color/Finish White
	List	Net	Quantity 1
	American Standard Princeton® Recess Bath (Below Floor Installation) Installation Alcove Bath Type Bathing pool Material Americast® brand engineered material, Acid resistant porcelain finish Color / Finish White Installed Size 60 x 30 x 17-1/2" (1524 x 762 x 445 mm) Dimensions 1524 x 762 x 356 mm (60" x 30" x 14")		

SHERATON HOTELS BY MARRIOTT - GENERATION 3

Marriott Global Design Standards

June 2023



SHERATON

ADA TUB/SHOWER COMBO (LAYOUT 4)

	SKU No. 2391.2021CH.020	P-Number PL-601-R-LI_TUB-02	Color/Finish White	
	List	Net	Quantity 1	Total
	American Standard Princeton® Recess Bath (Below Floor Installation)			
	Installation	Alcove		
	Bath Type	Bathing pool		
	Material	Americast® brand engineered material, Acid resistant porcelain finish		
	Color / Finish	White		
	Installed Size	60 x 30 x 17-1/2" (1524 x 762 x 445 mm)		
	Dimensions	1524 x 762 x 356 mm (60" x 30" x 14")		
	SKU No. D2210AA108.415	P-Number PL-302-L/R-DX_WCL-02	Color/Finish Canvas white	
	List	Net	Quantity 1	Total
	DXV Two-Piece Right Height® Elongated Single Flush Toilet			
	Collection	EQUILITY™		
	Fixture Type	Toilet		
	Toilet Type	Tank type		
	Mounting And Waste	Floor mounted with floor outlet		
	Toilet Water Consumption	High Efficiency HET 4.8 LPF (1.28 GPF)		
	Material	Vitreous china		
	Antimicrobial	EverClean® antimicrobial surface		
	Color / Finish	Canvas white		
	Bowl Shape	Elongated bowl		


SHERATON HOTELS BY MARRIOTT - GENERATION 3

Marriott Global Design Standards
June 2023



SHERATON

ADA TUB/SHOWER COMBO (LAYOUT 4)

	SKU No.	P-Number	Color/Finish
	D2210AA109.415	PL-302-L/R-DX_WCL-02	Canvas white
	List	Net	Quantity
		1	
	DXV Two-Piece Right Height® Elongated Single Flush Toilet		
	Collection	EQUILITY™	
	Fixture Type	Toilet	
	Toilet Type	Tank type	
	Mounting And Waste	Floor mounted with floor outlet	
	Toilet Water Consumption	High Efficiency HET 4.8 LPF (1.28 GPF)	
	Material	Vitreous china	
	Antimicrobial	EverClean® antimicrobial surface	
	Color / Finish	Canvas white	
	Bowl Shape	Elongated bowl	
	SKU No.	P-Number	Color/Finish
	D2210AA200.415	PL-301-DX_WCL-01	Canvas white
	List	Net	Quantity
		1	
	DXV (Formerly Lyndon®) Two-Piece Right Height® Elongated Dual Flush Toilet		
	Collection	EQUILITY™	
	Fixture Type	Toilet	
	Toilet Type	Tank type	
	Mounting And Waste	Floor mounted with floor outlet	
	Toilet Water Consumption	3.8 LPF (1.0 GPF) partial flush and 4.8 LPF (1.28 GPF) full flush	
	Material	Vitreous china	
	Antimicrobial	EverClean® antimicrobial surface	
	Color / Finish	Canvas white	
	Bowl Shape	Elongated bowl	

Related Literature



Residential Fixtures and Faucets List Price Guide 2022



2021 LIXIL Builder Advantage Program Brochure

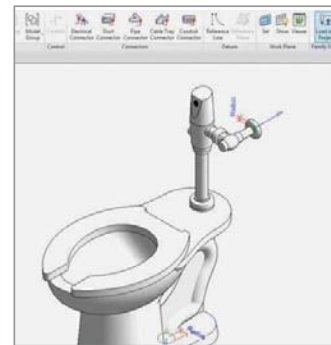


Ultima® Diaphragm Flush Valves Sell Sheet

Find Our Products Here

REVIT, Specs, CAD and BIM Availability

Through our partner ATS, American Standard Brands provides a complete plumbing specification solution for your Revit and 3D projects. With over 8,500 product combinations accessible for immediate download and new files being added daily, ATS is the largest source for Revit plumbing equipment. ATS and American Standard’s combined 3D BIM families can be easily accessed and downloaded at no-cost to the specification design community. For more information, please visit our partner website, www.atsspec.net.



Revit Families Available

Our products are specified in



For American Standard Customer Care

Call 1-800-442-1902 – Monday – Friday, 8:00 am – 7:00 pm EST

Visit www.americanstandard.com

Front Cover: Cadet® Touchless Chair Height Elongated Toilet Less Seat - 215AA709.002