

STADIUMS & ENTERTAINMENT COMPLEXES

SOLUTIONS PRODUCT GUIDE

NOVEMBER 2023



*American
Standard*

DXXV

GROHE

INAX

PART OF LIXIL



America Standard is an industry leader in commercial products, offering an impressive range of innovative and durable solutions. Our comprehensive product lineup includes faucets, showers, toilets, and other plumbing fixtures that have been trusted by countless businesses, from small enterprises to major corporations. We take pride in our commitment to quality, sustainability, and meeting the unique needs of the commercial sector, ensuring that our customers receive top-tier products backed by our extensive expertise and unwavering dedication to their success.

With a strong presence across the Americas, our team of experts stands ready to assist customers in selecting the perfect products to meet their commercial project requirements. Whether enhancing guest experiences in hospitality, improving hygiene in healthcare facilities, or maximizing water efficiency in commercial spaces, American Standard is the go-to partner for businesses seeking reliable and sustainable solutions.

PART OF **LIXIL**

*American
Standard*

PART OF **LIXIL**

American Standard

LIFE. LOVE. HOME.

For almost 150 years,
our commitment to quality,
innovation and performance
has made us a part of
your bathroom and kitchen routines.



From faucets, bathtubs, showers,
and toilets, our products help
make life happier, healthier, and simpler
in the home and at work.

AMERICAN STANDARD

CERAMICS & FITTINGS



Commercial Toilet Options - Pressure Assist Tank / Flush Valve Type Toilet

	<p>SKU No. 3461001.020</p> <p style="text-align: right;">Color/Finish White (020)</p> <hr/> <p>American Standard, Madera™ 16-1/2" Chair Height Elongated Toilet With EverClean Less Seat - 1.1 to 1.6 GPF</p> <ul style="list-style-type: none"> • Elongated floor mount flushometer value toilet, top spud, less seat • High efficiency, low consumption • Operates in the range of 1.1 to 1.6 gpf • Maximum Performance (MaP) score of 1,000 grams at 1.1 GPF • EverClean Antimicrobial Surface inhibits the growth of bacteria, mold and mildew on the surface • 2-1/8" fully glazed trapway • 10" or 12" rough-in • 16-1/2" rim height for accessible applications • Condensation channel • Powerful direct-fed siphon jet action • 10' x 12' water surface area • 1-1/2" inlet spud • Two color-matched bolt caps <p>Nominal Dimensions</p> <ul style="list-style-type: none"> • 28-1/4" x 14" x 16-1/2"
	<p>SKU No. 5901100.020</p> <p style="text-align: right;">Color/Finish White (020)</p> <hr/> <p>American Standard, Elongated Heavy Duty Open Front Less Lid Commercial Toilet Seat</p> <ul style="list-style-type: none"> • Elongated Open Front toilet seat • Without seat lid cover • Engineered with stainless steel check hinges • Tested for 500 lb static weight load • Fits most conventional elongated commercial toilets • Bottom mounting hardware included • Made from Polypropylene Plastic

AMERICAN STANDARD

CERAMICS & FITTINGS



PART OF LIXIL

Exposed Toilet Flush Valve - Diaphragm-Type



SKU No.
6247111.002

Color/Finish
Polished Chrome (002)

American Standard, Ultima Selectronic Exposed Toilet Flush Valve - Diaphragm-Type Battery Powered, 1.1 GPF, 31% Water Savings

- For flushometer bowls with 1-1/2" exposed top spud
- Includes CR-p2 lithium battery with 5 year life (4,000 uses per month)
- Automatic touchless operation limits the spread of germs for a safer restroom
- Exclusive DynaClean self-cleaning wiper spring technology
- Integral wiper spring cleans refill orifice helps prevent valve run-on
- EvoLast premium chlorine and chloramine-resistant diaphragm material
- Fully mechanical manual override button can flush the valve without power
- Proprietary brass alloy resists dezincification
- Detection range can be adjusted manually or with optional remote control
- Adjustable tailpiece for rough-in, Can be installed left- or right-handed
- **ADA Compliant**
- **WaterSense Certified**



SKU No.
6247121.002

Color/Finish
Polished Chrome (002)

American Standard, Ultima Selectronic Exposed Toilet Flush Valve - Diaphragm-Type Battery Powered, 1.28 GPF, 20% Water Savings

- For flushometer bowls with 1-1/2" exposed top spud
- Includes CR-p2 lithium battery with 5 year life (4,000 uses per month)
- Automatic touchless operation limits the spread of germs for a safer restroom
- Exclusive DynaClean self-cleaning wiper spring technology
- Integral wiper spring cleans refill orifice helps prevent valve run-on
- EvoLast premium chlorine and chloramine-resistant diaphragm
- Fully mechanical manual override button can flush the valve without power
- Proprietary brass alloy resists dezincification
- Detection range can be adjusted manually or with optional remote control
- Adjustable tailpiece for rough-in, Can be installed left- or right-handed
- **ADA Compliant**
- **WaterSense Certified**



SKU No.
6247161.002

Color/Finish
Polished Chrome (002)

American Standard, Ultima Selectronic Exposed Toilet Flush Valve - Diaphragm-Type Battery Powered, 1.6 GPF



- For flushometer bowls with 1-1/2" exposed top spud
- Includes CR-p2 lithium battery with 5 year life (4,000 uses per month)
- Automatic touchless operation limits the spread of germs for a safer restroom
- Exclusive DynaClean self-cleaning wiper spring technology
- Integral wiper spring cleans refill orifice helps prevent valve run-on
- EvoLast premium chlorine and chloramine-resistant diaphragm
- Fully mechanical manual override button can flush the valve without power
- Proprietary brass alloy resists dezincification
- Detection range can be adjusted manually or with optional remote control
- Adjustable tailpiece for rough-in, Can be installed left- or right-handed
- **ADA Compliant**
- **WaterSense Certified**

AMERICAN STANDARD

CERAMICS & FITTINGS



Wall-Hung Sinks

	<p>SKU No. 0356421.020</p> <p style="text-align: right;">Color/Finish White (020)</p>
<p>American Standard, Lucerne Wall-Hung Lavatory - Center Hole Only</p>	
<ul style="list-style-type: none"> • Wall-hung sink • For wall hanger (included) or concealed arms by others • Faucet holes - center hole only • D-shaped bowl • Front overflow • Self-draining deck area with contoured back and side splash shields • Faucet ledge • Made from vitreous china • ADA Compliant 	
<p>Nominal Dimensions</p> <ul style="list-style-type: none"> • 18-1/4" x 21-1/4" 	
	<p>SKU No. 0355012.020</p> <p style="text-align: right;">Color/Finish White (020)</p>
<p>American Standard, Lucerne Wall-Hung Lavatory - 4" Centers</p>	
<ul style="list-style-type: none"> • Wall-hung sink • For wall hanger (included) or concealed arms by others • Faucet holes on 4" centers • D-shaped bowl • Front overflow • Self-draining deck area with contoured back and side splash shields • Faucet ledge • Made from vitreous china • ADA Compliant (when top of front rim mounted 34" from finish floor) 	
<p>Nominal Dimensions</p> <ul style="list-style-type: none"> • 18-1/4" x 21-1/4" 	

AMERICAN STANDARD

CERAMICS & FITTINGS



Low Consumption Metering Faucet



SKU No.
1340109.002

Color/Finish
Polished Chrome (002)

American Standard, Metering Pillar Tap Faucet With Extended Spout - 1.0 GPM

- Ideal for public restrooms
- Automatic shut-off stops water and energy waste
- Vandal-resistant cast brass construction
- Factory set for 10 second running time to deliver 0.17 GPC
- Optional grid drain, mixing valve and deck plates are available (osl separately)
- 1.0 gpm pressure-compensating VR aerator
- Less drain
- **ADA Compliant**

Optional mixing valve and deck plate (sold separately)



SKU No.
605P400.002

Color/Finish
Polished Chrome (002)

American Standard, Metering - 4" Deck Plate

- Forged brass
- 1/4" fixation bolts at 4" centers
- Quick spin nuts
- Can be used with Selectronic and metering single post faucets



SKU No.
2411015.002

Color/Finish
Polished Chrome (002)

American Standard, Commercial Grid Drain with Overflow

- Brass construction
- With overflow
- 1-1/4" tailpiece



SKU No.
7723018.002

Color/Finish
Polished Chrome (002)

American Standard, Perforated Offset Grid Drain for Sinks

- For wheelchair lavatory
- Brass construction
- With overflow
- 1-1/4" tailpiece
- 4-3/4" - 5" offset

AMERICAN STANDARD

CERAMICS & FITTINGS



High Efficiency Urinals



SKU No.
6590001EC.020

Color/Finish
White (020)

American Standard, Washbrook FloWise Urinal With EverClean - 0.125 GPF to 1.0 GPF

- **EverClean** Antimicrobial Surface inhibits the growth of bacteria, mold and mildew on the surface
- High efficiency, low consumption operates in the range of 0.125 to 1.0 gpf
- Elongated 14" rim front finished wall
- Washout flush action
- Extended sides for privacy
- 3/4" inlet spud
- Outlet connection threaded 2" NPT
- Two wall hangers included
- Fixture only
- Chrome plated non-metallic strainer included
- Meets ANSI flush requirements at 0.125 to 1.0 gpf

Nominal Dimensions
• 14-1/8" x 18-7/8" x 26-1/8"



SKU No.
6002001.020

Color/Finish
White (020)

American Standard, Pintbrook High Efficiency Urinal - Operates At 0.125 GPF to .5 GPF

- High efficiency operates in the range of 0.125 gpf to 0.5 gpf
- Powerful washdown action
- Optimized chinaware contours provide superior splash protection
- 3/4" top spud
- * Outlet spud with 1-1/2" tubing tailpiece
- Two wall hangers included
- Fixture only
- Made in Mexico (NAFTA compliant)
- Chrome-plated non-metallic strainer included

Nominal Dimensions:
• 14-7/16" x 14-5/16" x 22-5/8"

AMERICAN STANDARD

CERAMICS & FITTINGS



Exposed Urinal Flush Valve - Diaphragm-Type



SKU No.
6245013.002

Color/Finish
Polished Chrome (002)

American Standard, Ultima Selectronic Exposed Urinal Flush Valve - Diaphragm-Type Battery Powered, 0.125 GPF, 88% Water Savings

- For urinals with 3/4" exposed top spud
- Includes CR-p2 lithium battery with 5 year life (assuming 4,000 uses per month)
- Automatic touchless operation limits the spread of germs for a safer restroom
- Exclusive DynaClean self-cleaning wiper spring technology
- Integral wiper spring cleans refill orifice with every flush to help prevent valve run-on
- EvoLast premium chlorine and chloramine-resistant diaphragm
- Fully mechanical manual override button can flush the valve without power
- Proprietary brass alloy resists dezincification
- Detection range can be adjusted manually or with optional remote control
- Adjustable tailpiece for rough-in flexibility, Can be installed left- or right-handed
- **ADA Compliant**
- **WaterSense Certified**



SKU No.
6245051.002

Color/Finish
Polished Chrome (002)

American Standard, Ultima Selectronic Exposed Urinal Flush Valve - Diaphragm-Type Battery Powered, 0.5 GPF, 50% Water Savings

- For urinals with 3/4" exposed top spud
- Includes CR-p2 lithium battery with 5 year life (assuming 4,000 uses per month)
- Automatic touchless operation limits the spread of germs for a safer restroom
- Exclusive DynaClean self-cleaning wiper spring technology
- Integral wiper spring cleans refill orifice with every flush to help prevent valve run-on
- EvoLast premium chlorine and chloramine-resistant diaphragm
- Fully mechanical manual override button can flush the valve without power
- Proprietary brass alloy resists dezincification
- Detection range can be adjusted manually or with optional remote control
- Adjustable tailpiece for rough-in flexibility, Can be installed left- or right-handed
- **ADA Compliant**
- **WaterSense Certified**



SKU No.
6245101.002

Color/Finish
Polished Chrome (002)

American Standard, Ultima Selectronic Exposed Urinal Flush Valve - Diaphragm-Type Battery Powered, 1.0 GPF

- For urinals with 3/4" exposed top spud
- Includes CR-p2 lithium battery with 5 year life (assuming 4,000 uses per month)
- Automatic touchless operation limits the spread of germs for a safer restroom
- Exclusive DynaClean self-cleaning wiper spring technology
- Integral wiper spring cleans refill orifice with every flush to help prevent valve run-on
- EvoLast premium chlorine and chloramine-resistant diaphragm
- Fully mechanical manual override button can flush the valve without power
- Proprietary brass alloy resists dezincification
- Detection range can be adjusted manually or with optional remote control
- Adjustable tailpiece for rough-in flexibility, Can be installed left- or right-handed
- **ADA Compliant**
- **WaterSense Certified**

AMERICAN STANDARD

CERAMICS & FITTINGS



Suite Bathrooms — Pressure Assist Toilet & Seat



SKU No.
2462100.020

Color/Finish
White (020)

American Standard, Cadet Two-Piece Pressure Assist Elongated EverClean Toilet Less Seat - 1.1 GPF, 31% Water Savings

• Tank 4142.100.020 • Bowl: 3481.001.020

- Combination bowl and tank, less seat
- 12" rough-in
- EverClean Antimicrobial Surface inhibits the growth of bacteria, mold and mildew
- Elongated bowl
- Pressure-assisted siphon jet flush action
- 2-1/18" fully glazed trapway
- 10" x 12" water surface area
- Chrome metal trip lever
- Two color-matched bolt caps
- Sanitary bar on bowl

Nominal Dimensions
• 30-1/4" x 20-1/2" x 29-1/4"



SKU No.
5901100.020

Color/Finish
White (020)

American Standard, Elongated Heavy Duty Open Front Less Lid Commercial Toilet Seat



- Elongated Open Front toilet seat
- Without seat lid cover
- Engineered with stainless steel check hinges
- Tested for 500 lb static weight load
- Fits most conventional elongated commercial toilets
- Bottom mounting hardware included
- Made from Polypropylene Plastic

AMERICAN STANDARD

CERAMICS & FITTINGS



Suite Bathrooms — Undercounter Sink Options

	<p>SKU No. 0495221.020</p> <p style="text-align: right;">Color/Finish White (020)</p>
	<p>American Standard, Small Ovalyn Under Counter Sink</p> <ul style="list-style-type: none"> • Under counter mount sink • Unglazed rim • Front overflow • Supplied with mounting kit and template • Made of vitreous china • ADA Compliant <p>Nominal Dimensions</p> <ul style="list-style-type: none"> • 14-1/8 in x 17-1/8 in <p>Bowl Sizes:</p> <ul style="list-style-type: none"> • 15-1/16 (wide) x 12-1/16 (front-to-back) x 5-1/2 (deep)
	<p>SKU No. 1607000.020</p> <p style="text-align: right;">Color/Finish White (020)</p>
	<p>American Standard, Aspiration Under Counter Sink</p> <ul style="list-style-type: none"> • Rectangle under-counter vitreous china sink • Design coordinates with Aspirations collection • Front overflow with center drain and unglazed rim • Includes EverClean antimicrobial surface • Supplied with mounting kit and cutout template • ADA Compliant <p>Nominal Dimensions:</p> <p>20 in x 15-1/2" in</p> <p>Bowl Size:</p> <p>17 in (wide) x 12-9/16 in (front to back) x 4-1/2 in (deep)</p>

AMERICAN STANDARD

CERAMICS & FITTINGS



Suite Bathrooms — Low Consumption Hands Free Sensor Faucet

	<p>SKU No. 7755303.002</p> <p style="text-align: right;">Color/Finish Polished Chrome (002)</p>
	<p>American Standard, NextGen Selectronic Integrated Faucet Battery Powered - SmartTherm - 0.35 GPM, 84% Water Savings</p> <ul style="list-style-type: none"> • CR-P2 lithium battery installed in faucet - 5-year Battery Life • Electronic proximity faucets with programmable, multi-function sensor • Vandal-resistant metal construction with the sensor, solenoid valve and all electronics enclosed in the spout • 24" long flexible stainless steel inlet hose with integral strainer and 3/8" compression connection • Include an Integral ASSE 1070 Certified SmartTherm Safety Shut-Off • Removable mixing handle prevents user adjustment. Cover plug included • Range can be adjusted manually or with optional remote control • Optional deck plate for 4" (775P.400.002) or 8" (775P.800.002) centers and remote control (605XRCT) must be ordered separately • .35 gpm pressure-compensating, vandal-resistant laminar spray • ADA Compliant
	<p>SKU No. 7755305.002</p> <p style="text-align: right;">Color/Finish Polished Chrome (002)</p>
	<p>American Standard, NextGen Selectronic Integrated Faucet Battery Powered - SmartTherm - 0.5 GPM, 77% Water Savings</p> <ul style="list-style-type: none"> • CR-P2 lithium battery installed in faucet - 5-year Battery Life • Electronic proximity faucets with programmable, multi-function sensor • Vandal-resistant metal construction with the sensor, solenoid valve and all electronics enclosed in the spout • 24" long flexible stainless steel inlet hose with integral strainer and 3/8" compression connection • Include an Integral ASSE 1070 Certified SmartTherm Safety Shut-Off • Removable mixing handle prevents user adjustment. Cover plug included • Range can be adjusted manually or with optional remote control • Optional deck plate for 4" (775P.400.002) or 8" (775P.800.002) centers and remote control (605XRCT) must be ordered separately • 0.5 gpm pressure-compensating, vandal-resistant laminar spay • ADA Compliant

AMERICAN STANDARD

CERAMICS & FITTINGS



Suite Bathrooms — Hands Free Soap Dispenser



SKU No.
7770100.002

Color/Finish
Polished Chrome (002)

American Standard, Touchless Sensor-Operated Foam Soap Dispenser - Battery Powered

- Deck-mounted design with brass spout
- Touchless operation limits the spread of germs
- Dispenses universal bulk foam soap - Viscosity range: 1 - 20 cps
- Easy-To-Rise foam soap save water
- Waterproof electronic
- Portion control: 4 options to control the amount of soap dispensed per activation
- Initialization mode: Simplifies start-up by pumping soap through system

Power Source

- Includes 4 D-sized batteries
- Battery life 75,000 cycles
- Low battery indicator
- Includes 1,800 ml soap bottle with quick disconnect or convenient removal to fill and replace



SKU No.
777B100.002

Color/Finish
Polished Chrome (002)

American Standard, Touchless Sensor-Operated Foam Soap Dispenser - Base Model

- Deck-mounted design with brass spout
- Touchless operation limits the spread of germs
- Dispenses universal bulk foam soap - Viscosity range: 1 - 20 cps
- Easy-To-Rise foam soap save water
- Waterproof electronic
- Portion control: 4 options to control the amount of soap dispensed per activation
- Initialization mode: Simplifies start-up by pumping soap through system

Power Source

- Selectronic® power kit must be purchased separately
- One AC power kit can power both the faucet and soap dispenser
- Includes 1,800 ml soap bottle with quick disconnect or convenient removal to fill and replace

Power Source For Base Models Must Be Purchased Separately

Selectronic Hard Wired AC Power Kit

PK00.HAC

Selectronic Plug-In AC Power Kit


PK00.PAC

AMERICAN STANDARD

CERAMICS & FITTINGS



Kitchen Suite Area — Kitchen Faucet & Soap Dispenser



SKU No.
4803300.243

Color/Finish
Matte Black (243)

American Standard, Studio S Pull-Down Spray Kitchen Faucet 1.5 gpm

- High 18" design makes it easy to fill large pots and lends a professional look
- Wipe-clean, one-piece lever handle eliminates tiny crevices where build-up hides
- Dual-function 1.5GPM spray head with pause
- Easily toggles from a powerful spray to a smooth stream with one hand
- Re-Trax feature ensures smooth retraction of spray head after use
- Swivel spout rotates 360° for optimal reach and range of motion in and around the sink
- Rubber spray nozzle wipe clean easily with your fingertip
- Drip-free performance with high quality ceramic disc valve
- Durable metal construction
- Pre-installed braided nylon supply lines
- **ADA compliant**
- **CEC compliant**



SKU No.
4503120.243

Color/Finish
Matte Black (243)

American Standard, Liquid Soap Dispenser

- Top-fill design
- Dispenses liquid soap or lotion
- Solid brass spout and escutcheon
- Accommodates up to 2-3/8" thick countertop

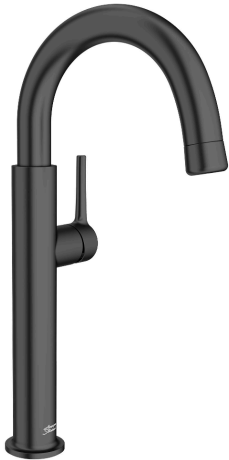
AMERICAN STANDARD

CERAMICS & FITTINGS



PART OF LIXIL

Kitchen Suite Area — Bar Faucet



SKU No.
4803410.243

Color/Finish
Matte Black (243)

American Standard, Studio Pull-Down Bar Faucet 1.5 gpm

- Contemporary profile is the perfect height for prep sinks and smaller kitchens
- Wipe-clean, one-piece lever handle eliminates tiny crevices where build-up hides
- Re-trax feature ensures smooth retraction of spray head after use
- Swivel spout rotates 360° for optimal reach and range of motion in and around the sink
- Rubber spray nozzles wipe clean easily with your fingertip
- Drip-free performance with high quality ceramic disc valve
- Durable brass and metal construction
- Pre-installed braided nylon supply lines
- **ADA compliant**
- **CEC compliant**

American Standard

**SOLUTIONS
PRODUCT GUIDE**

**FOR STADIUM &
ENTERTAINMENT COMPLEXES**